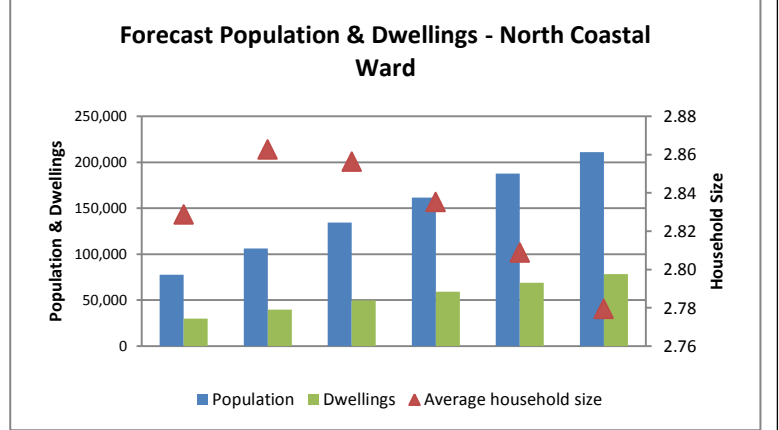


# North Coastal Ward Key Facts - .id Population Forecasts & Census 2016

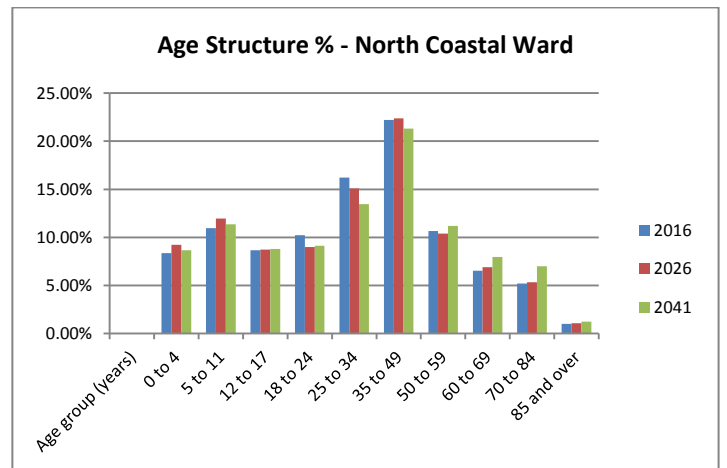
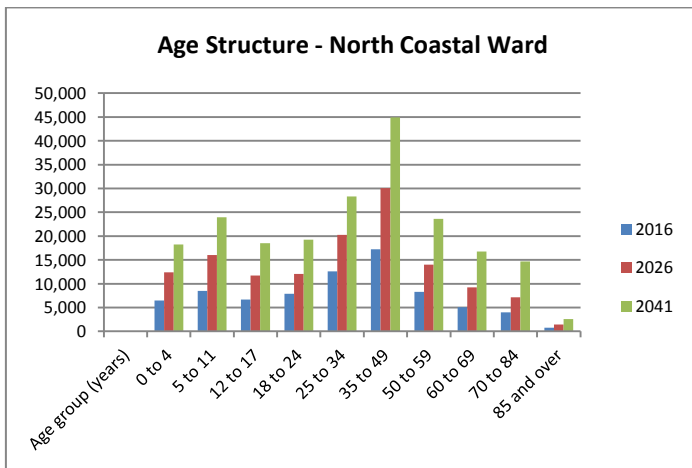
## Population & Dwellings

- The Census 2016 estimated resident population of North Coastal Ward was 77,646, living in 29,794 dwellings with an average household size of 2.83.
- By 2041 the population is forecast to reach over 210,000 people.
- The 2041 dwelling count is forecast at over 78,000.
- Average household size is forecast to decrease slightly from 2.83 in 2016 to 2.78 in 2041.



## Age Structure

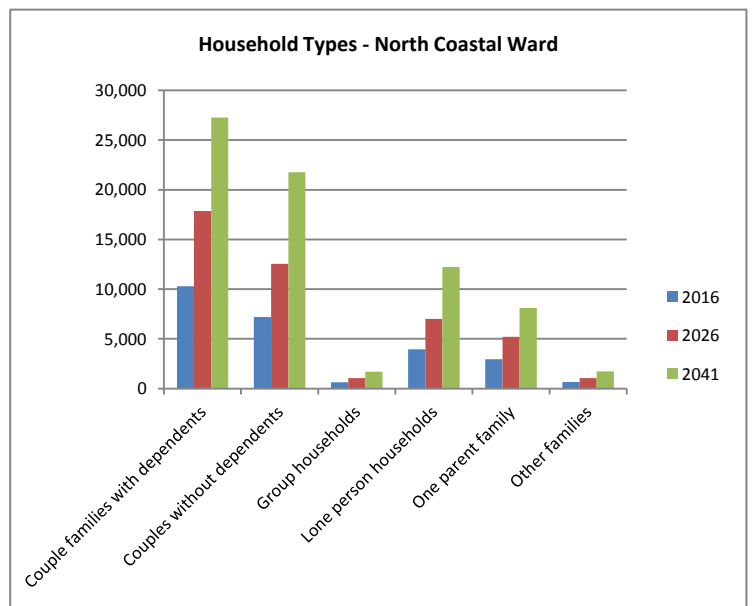
With the forecast population growth in the North Coastal Ward the number of people in all age brackets will increase over the next 25 years, the number of people in age groups 18 to 24 and below are expected to almost triple. Proportionally there is minimal change in age structure.



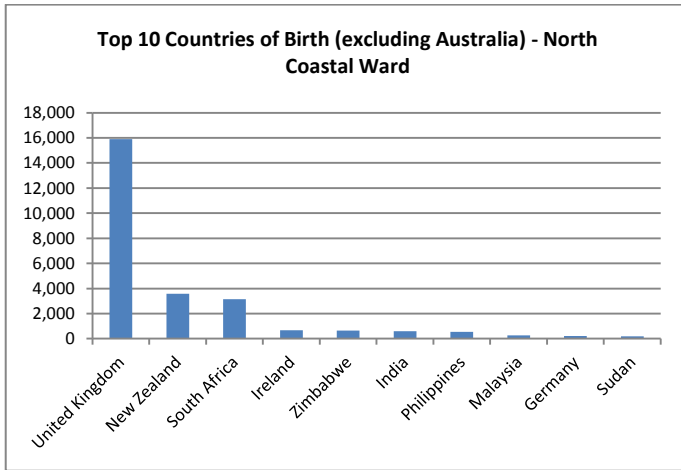
## Households & Families

With the increasing population in the North Ward the number of families and other household types will all increase over the next 20 years. Proportionally there is likely to be minimal change in household types over the next 20 years; the number of households with children is forecast to increase slightly (by 2.5%), while the proportion of couples without children and lone person households will decrease slightly (by 1% each).

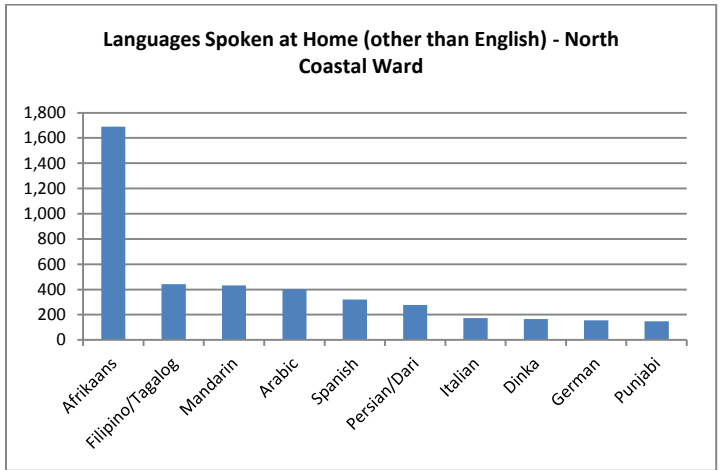
- Families with children: 10,291 households (2016) to 27,276 households (2041).
- Couples without children: 7,212 households (2016) to 21,769 households (2041).
- Lone person households: 3,940 households (2016) to 12,218 households (2041).



## Ethnicity



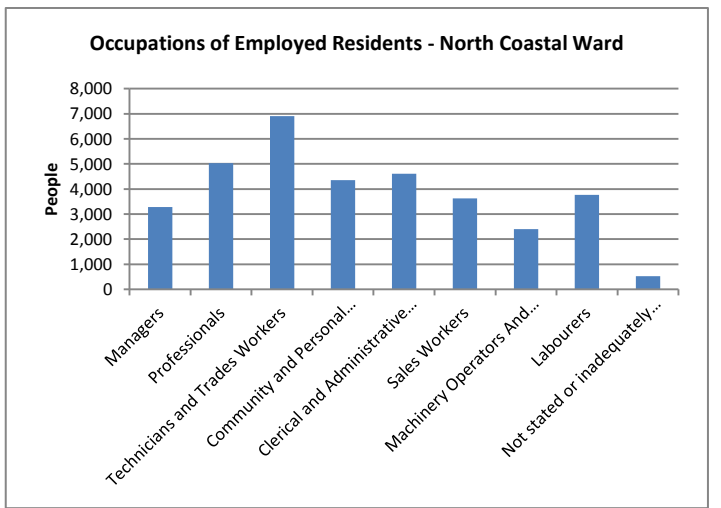
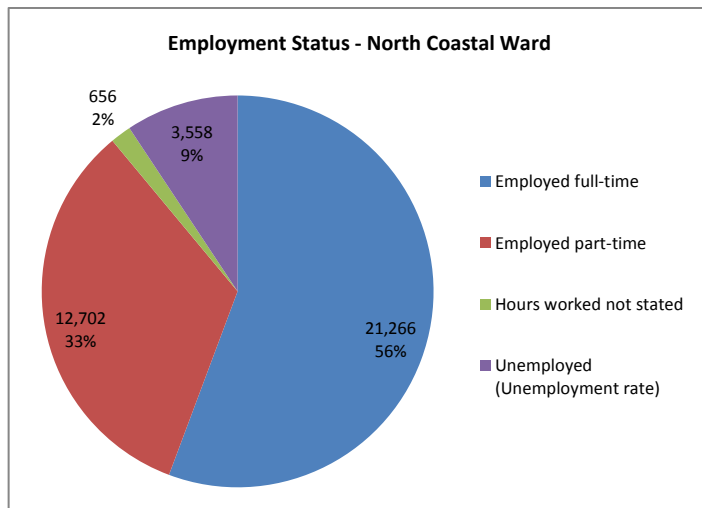
- In 2016, more than 22% of the City of Wanneroo North Coastal Ward population identified their birthplace as the United Kingdom.
- Other key countries of birth include: New Zealand (4.7%) and South Africa (4.4%).



- In 2016, the top language spoken in the City of Wanneroo North Coastal Ward (excluding English) was Afrikaans (2.2%).
- Other languages spoken (excluding English) include: Filipino/Tagalog (0.6%), Mandarin (0.6%) and Arabic (0.5%).

## Employment

34,626 people living in the City of Wanneroo Central Ward in 2016 were employed, of which 61% worked full-time and 37% worked part-time. Overall, 91.5% of the labour force was employed and 8.5% unemployed, compared with 91.9% and 8.1% respectively for Greater Perth.



**Source:** All data is sourced from the City's Community Profile and Population Forecasts

([www.wanneroo.wa.gov.au/Business/Statistics](http://www.wanneroo.wa.gov.au/Business/Statistics)), which are based on Australian Bureau of Statistics (ABS) Census 2016 and Population Forecasts data prepared by .id October 2017.