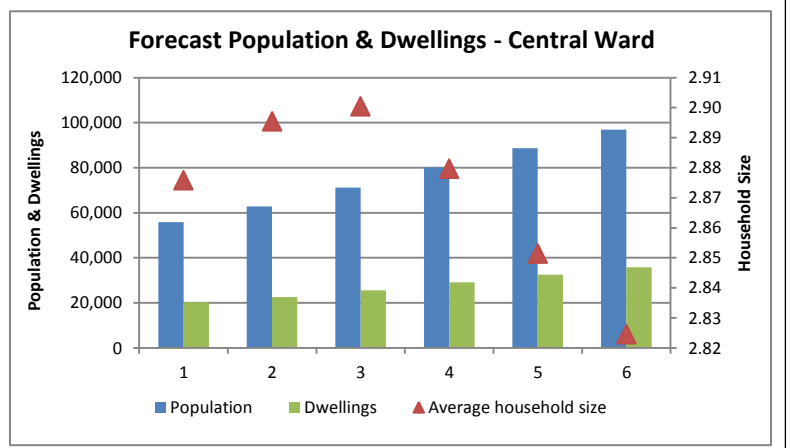


# Central Ward Key Facts - .id Population Forecasts & Census 2016

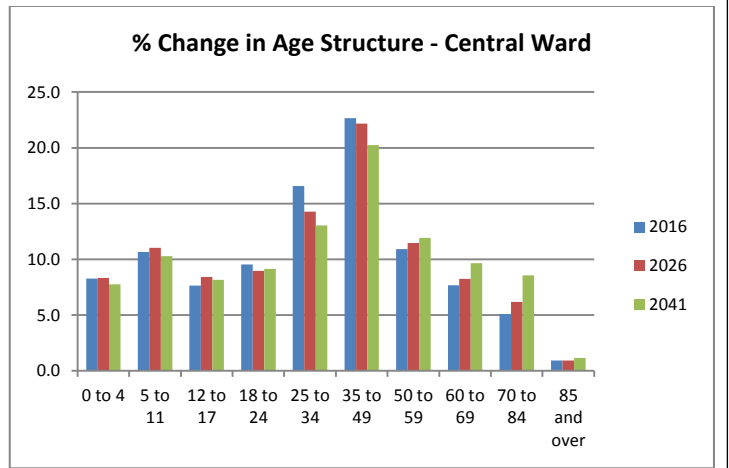
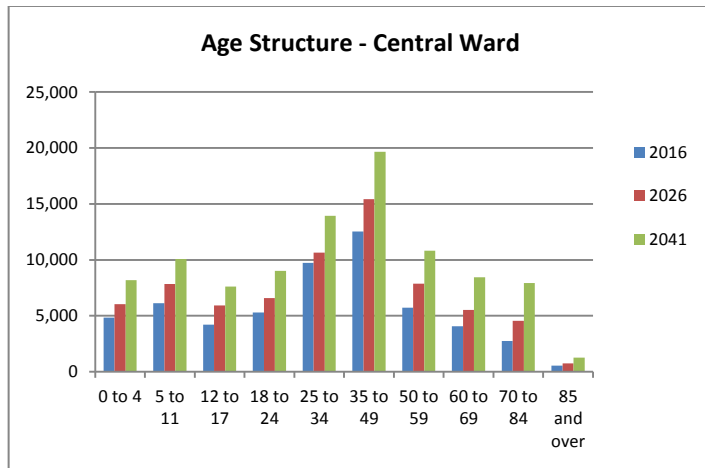
## Population & Dwellings

- The Census 2016 estimated resident population of Central Ward was 58,891, living in 20,226 dwellings with an average household size of 2.88.
- By 2041 the population is forecast to reach nearly 97,000 people.
- The 2041 dwelling count is forecast at over 35,000.
- The proposed urbanisation of East Wanneroo caters for most of this growth.



## Age Structure

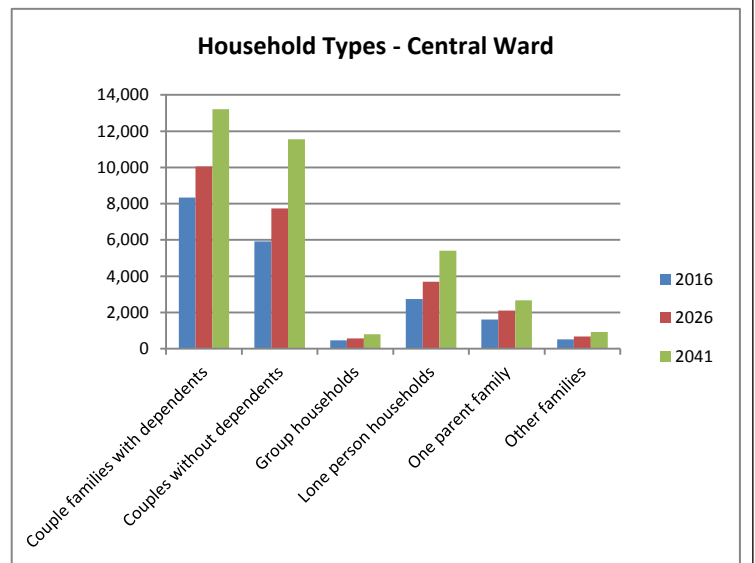
With the forecast population growth in the Central Ward the number of people in all age brackets will increase over the next 25 years. However the proportion of people aged under 50 slightly decreases from 75% to 69% of the population over this time period.



## Households & Families

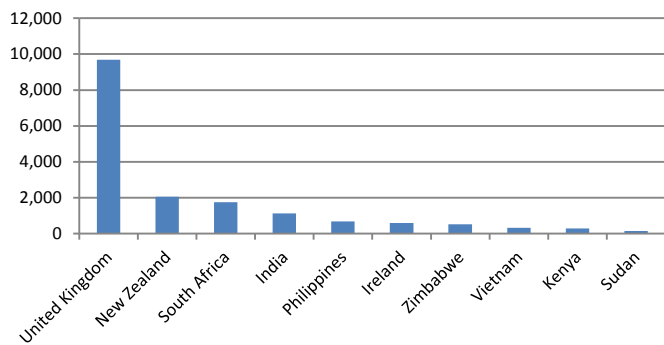
With the increasing population in the Central Ward the number of families and other household types will almost double in number over the next 25 years. Proportionally the number of households with children is forecast to increase slightly (by 2%), while the proportion of couples without children will decrease slightly (by 3%).

- Families with dependents: 8,337 households (2016) to 13,208 households (2041).
- Couples without dependents: 5,913 households (2016) to 11,556 households (2041).
- Lone person households: 2,744 households (2016) to 5,414 households (2041).



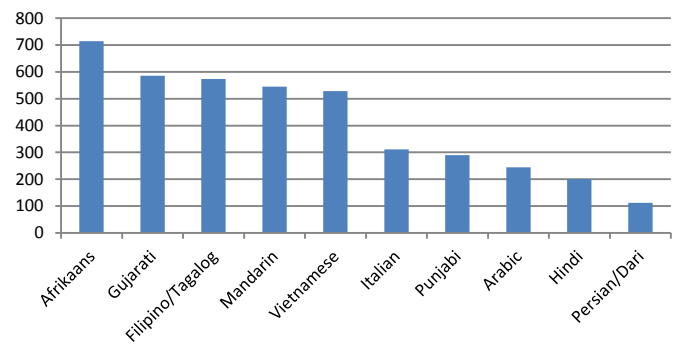
## Ethnicity

**Top 10 Countries of Birth (excluding Australia) - Central Ward**



- In 2016, more than 17% of the City of Wanneroo Central Ward population identified their birthplace as the United Kingdom.
- Other key countries of birth include: New Zealand (3.8%), South Africa (3.2%), and India (2.2%).

**Languages Spoken at Home (other than English) - Central Ward**

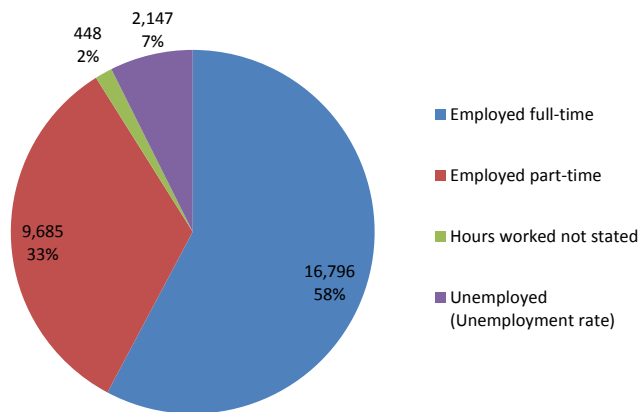


- In 2016, the top language spoken in the City of Wanneroo Central Ward (excluding English) was Afrikaans (1.3%).
- Other languages spoken (excluding English) include: Gujarati (1%), Filipino/Tagalog (1%), Mandarin (1%) and Vietnamese (0.9%).

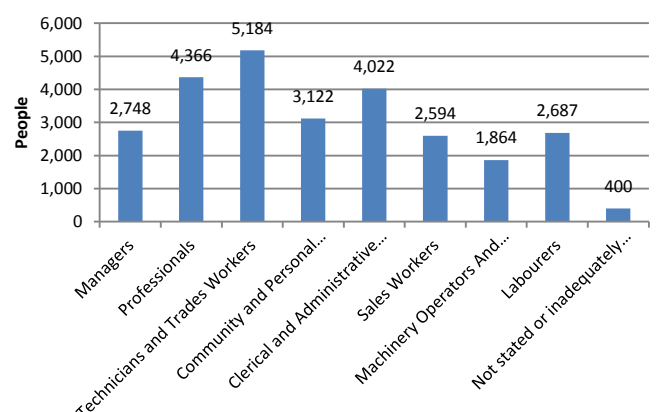
## Employment

26,933 people living in the City of Wanneroo Central Ward in 2016 were employed, of which 62% worked full-time and 36% worked part-time. Overall, 92.6% of the labour force was employed and 7.4% unemployed, compared with 91.9% and 8.1% respectively for Greater Perth.

**Employment Status - Central Ward**



**Occupations of Employed Residents - Central Ward**



**Source:** All data is sourced from the City's Community Profile and Population Forecasts

([www.wanneroo.wa.gov.au/Business/Statistics](http://www.wanneroo.wa.gov.au/Business/Statistics)), which are based on Australian Bureau of Statistics (ABS) Census 2016 and Population Forecasts data prepared by .id October 2017.

**Note:** Data excludes Mariginiup and Jandabup.