

# Application to Construct a Front Fence

## PRIVATE PROPERTY LOCAL LAW 1998

A person must not without the City of Wanneroo Approval erect a freestanding fence of non-masonry construction, greater than one meter in height within six meters from their front boundary.

### PROPERTY PARTICULARS

LOT \_\_\_\_\_ HOUSE \_\_\_\_\_

STREET \_\_\_\_\_

SUBURB \_\_\_\_\_ POSTCODE \_\_\_\_\_

### OWNERS DETAILS

NAME \_\_\_\_\_

ADDRESS \_\_\_\_\_

SUBURB \_\_\_\_\_ POSTCODE \_\_\_\_\_ PHONE \_\_\_\_\_

### APPLICANT DETAILS

NAME \_\_\_\_\_

ADDRESS \_\_\_\_\_

SUBURB \_\_\_\_\_ POSTCODE \_\_\_\_\_ PHONE \_\_\_\_\_

- 1) AN APPLICATION TO CITY IS ONLY REQUIRED WHEN THE FRONT FENCE IS PROPOSED TO EXCEED ONE METRE IN HEIGHT.
- 2) WHEN A FENCE EXCEEDS 1.2 METRES IN HEIGHT IT IS REQUIRED TO BE VISUALLY PERMEABLE.

NOTE: THIS ONLY APPLIES TO FRONT FENCES – FENCES ON SECONDARY STREETS & DIVIDING FENCES CAN BE SOLID TO A MAXIMUM HEIGHT OF 1.8 METRES.

---

#### THIS APPLICATION IS TO BE ACCOMPANIED BY:

- Two Copies of Site plans drawn to a scale of not less than 1:200 indicating existing structures, ground levels and proposed positioning of the front fence.
- Two copies of Construction Specifications indicating Size, Materials, Driveway Truncations and Footing details.
- Building Licence Application fee - \$85.00
- Builders Registration Board Disputes Levy - \$41.50

Owners

Signature: \_\_\_\_\_ Date: \_\_\_\_ / \_\_\_\_ / \_\_\_\_

## SITE PLAN

TO BE DRAWN AT SCALE 1 : 200

### NOTE :-

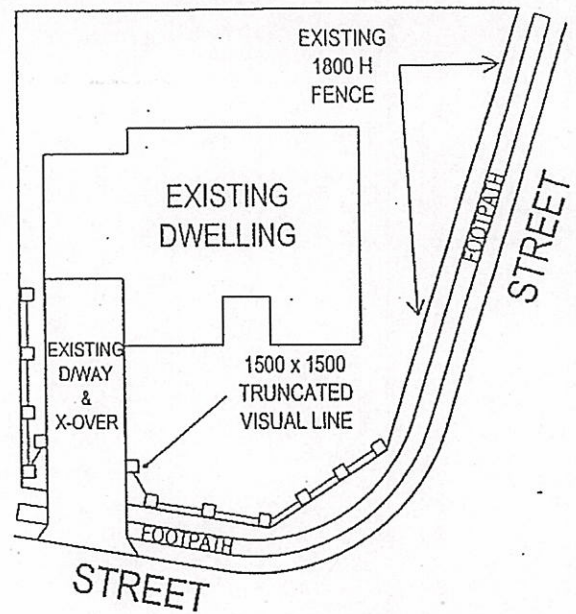
#### SIGHTLINES AT VEHICLE ACCESS POINTS

(1) Fences adjacent to vehicle access points shall be truncated with the minimum dimension of the truncation being 1.5m or the fence reduced in height to no more than 0.75m.

(2) Sub-clause (1) does not apply-

(a) to a fence which is an open fence that does not obscure the lines of vision of a motorist using the access point, or

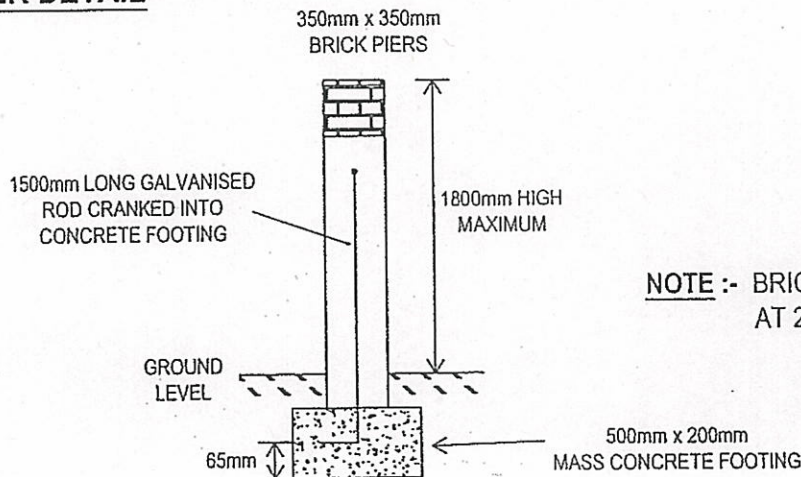
(b) where there is a distance of 3.5m between the fences and a carriageway or footpath.



## SECTION

SCALE - AS REQUIRED

## TYPICAL PIER DETAIL



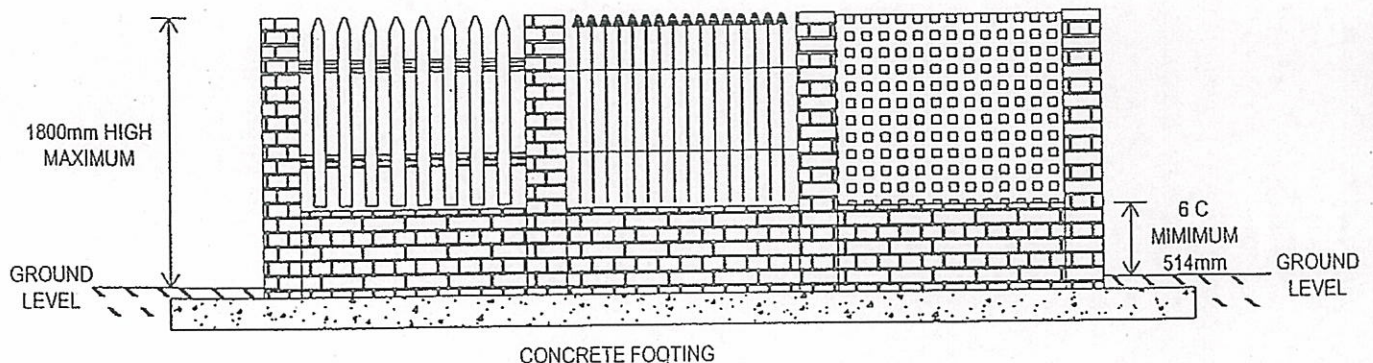
**NOTE :-** BRICK PIERS TO BE CENTRED AT 2700mm APART.

## ELEVATIONS - COMPOSITE FENCING

SCALE - AS REQUIRED

Note that the balustrade infill panels must comply with the Residential Design Codes definition of "visually permeable". i.e. 'continuous vertical or horizontal gaps of at least 50mm width occupying not less than one third it's face in aggregate of the entire surface or where narrower than 50mm, occupying at least one half of the face in aggregate, as viewed directly from the street. If in doubt, please contact the City's Building Officer.

### EXAMPLES OF ACCEPTABLE TYPES OF INFILL PANEL FENCING



City of  
Wanneroo

FRONT FENCE INFORMATION

DATE : 5th September 2001