









LEGEND

-  Zoning Boundary
- ZONES:**
-  Residential
-  Special Residential
-  Centre
-  Commercial
-  Mixed Use
-  Special - Conservation
-  Civic & Cultural

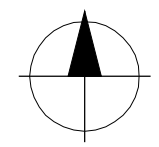
THIS PLAN IS CURRENT AT THE REVISED DATE & SUBJECT TO APPROVAL, SURVEY & ENGINEERING DETAIL. THIS PLAN IS THE PROPERTY OF CHAPPELL LAMBERT EVERETT ©.

BANKSIA GROVE

CITY OF WANNEROO

AGREED LOCAL STRUCTURE PLAN No.21A

MAP 2: ZONING PLAN




**CHAPPELL
LAMBERT
EVERETT**

TOWN PLANNING + URBAN DESIGN
 LEVEL 2-36 ROWLAND STREET SUBIACO WA 6008 PO BOX 796 SUBIACO WA 6964
 phone : (08) 9382 1233 fax : (08) 9382 1127 email: admin@cleplan.com.au
 10.03.08 981-117e