



2010 | 2011

ANNUAL REPORT



Table of Contents

Mayor's Message	3	Other Exempt Land Transactions	15
CEO's Message	4	Compliance with State Records Acts	15
Your Council	5	Freedom of Information	16
Organisational Structure	6	National Competition Policy: Competitive Neutrality	16
Wanneroo Profile	8	Local Laws	16
Key Achievements	10	Payment to Employees: Disclosure of Annual Salaries.....	16
Environment Report	11	Compliance with Public Interest Disclosures Act 2009	17
Economic Report	11	Compliance with Local Government [Rules of Conduct] Regulations 2007	17
Social Report	12	Attendance of Elected Members at Council Meetings	17
Governance Report	13	Ordinary Council	18
Development Applications	13	Committees and Working Groups	18
Subdivision.....	13	Disbanded Committees And Working Groups	18
Strategic Initiatives & Major Projects	13	External Bodies	18
10 Year Financial Plan - Major Projects	14	Audited Financial Statements and Auditor's Report	21
Statutory Reports	15		
Major Land Transactions	15		
Other Land Transactions.....	15		
Exempt Land Transactions	15		



Mayor's Message



As newly-elected Mayor of the City of Wanneroo, I am pleased to have been part of the team that has developed a robust City, well equipped for the growth ahead.

This Report clearly demonstrates that our City is on a firm financial footing and is vigorously pursuing a culture of excellence in the provision of services and infrastructure to our fast growing community.

This is a very exciting time for the future of our City - I acknowledge the efforts of former Mayor Jon Kelly - and I know I speak for all Councillors, CEO Daniel Simms and all Staff, when I say that we will spare no effort in continuing the good work for the City of Wanneroo.

Mayor Tracey Roberts JP



This Annual Report marks more than a century in the amazing story of the City of Wanneroo which has grown from just 60 families in 1872.

When I became Mayor in 1999, we had 73,000 people. By last year, we had doubled to 149,000. It is now 160,000. By 2021, it will be 238,000 - making us the biggest local government in WA.

We are investing millions into the community - \$200m this financial year alone - and we have a 10 year plan including community buildings \$38m, parks \$31m, sports facilities \$35m, roads \$137m.

For context, in 2001 the City's operating income was \$49m. It is now \$130m. Total equity was \$380m and is now \$963m - almost a billion dollars.

We are a major City and I hope that both the State and Federal Governments will give higher priority to funding infrastructure in one of the fastest growth areas of Australia.

From a small rural based Shire, we have grown enormously. And we should all be very proud of what we have achieved.

We have transformed Wanneroo Town Centre with \$120 million investment including - Civic Centre \$21m, Library and Cultural Centre \$18m, Aquamotion \$12m, Shopping Centre \$40m.

Huge expansion is underway in our northern corridor. Alkimos, Eglinton, Jindalee - not long ago just localities on a map - are taking shape. Yanchep eventually will be bigger than Joondalup and will become the second largest CBD outside Perth.

Citywide in the past 12 years, we have shown a commitment to families - with projects like Opportunity Playspace, Aquamotion, reserves and sporting grounds.

We have shown a commitment to seniors, providing facilities and programs. And a commitment to safer roads - investing \$180m over the past 12 years.

This is my last Annual Report as Mayor. I thank my fellow Councillors, City staff under our sterling Chief Executive Officer Daniel Simms and the whole community for your support over my 12-year term.

It is gratifying that the City has an approval rating from residents of over 80%.

I leave with the finances and administration of the City of Wanneroo in good shape and in good hands. And I wish the new Mayor and Council all the best of success. Together we have achieved a lot for our community. We can look back with pride - and forward with confidence - that the future of the City of Wanneroo will be a bright one.

Jon Kelly,
Mayor 1999-2011



CEO's Message

Our 2010-11 Annual Report demonstrates our commitment to our strategic vision of delivering strong, vibrant and connected communities.

The City continued to remain the power-house of residential growth for the greater metropolitan area, creating in excess of 3,000 lots, contributing to an additional 8,000 new residents calling the City of Wanneroo home.

Council has continued to follow its adopted budget principles which have seen the City continue to improve its financial position as well as meet the strategic needs for the community and continue to improve the condition of the City's existing assets.

The City's position as a major growth corridor for Perth was further confirmed with the final adoption by the Western Australian Planning Commission of the District Structure Plans for Alkimos - Eglinton and Yanchep - Two Rocks.

The City continues to work in strong partnership with the development industry to establish creative and sustainable communities and we are grateful for their support and cooperation.

We continue to advocate strongly at a State and Federal level for investment in major transport and economic infrastructure to ensure the northern corridor is in a position to create sustainable job opportunities for its rapidly growing community. This includes the urgent need for the extension of the Mitchell Freeway and connection to the Neerabup Industrial Area and the extension of rail to Yanchep.

The City continued to attract significant investment with in excess of \$480m of development applications being received by the City and building licences for projects totalling \$752m were issued.

In addition the City has been working with owners of both Kingsway Shopping Centre and Ocean Keys Shopping Centre on major expansion projects of both these Centres - further examples of the confidence that industry has in the growth of the City of Wanneroo.

I would like to express my appreciation to our Mayor, Councillors, the City's Executive Team and Staff for their contribution and commitment to our community.

I am confident that with our responsible and prudent financial planning, an understanding of our community's needs and aspirations - together with our commitment to make a positive and lasting difference - we will continue to see both the organisation and the community of the City of Wanneroo build on our strength and social capital

Daniel Simms
chief Executive Officer

Your Council

The City of Wanneroo consists of four Wards: Central, Coastal, North and South, extending from Koondoola and Girrawheen in the south and Yanchep to Two Rocks in the north.



TRACEY ROBERTS
MAYOR

North Ward
Alkimos, Banksia Grove, Carabooda, Carramar, Eglinton, Neerabup, Nowergup, Pinjar, Two Rocks and Yanchep



CR LAURA GRAY JP
DEPUTY MAYOR

CR NORM HEWER

Coastal Ward
Butler, Clarkson, Jindalee, Merriwa, Mindarie, Ridgewood, Tamala Park and Quinns Rocks



CR RUSSELL DRIVER **CR IAN GOODENOUGH JP** **CR BOB SMITHSON** **CR RUDI STEFFENS**

Central Ward
Ashby, Gnangara, Hocking, Jandabup, Mariginiup, Pearsall, Sinagra, Tapping, Wangara, Wanneroo and Woodvale



CR FRANK CVITAN JP **CR DIANNE GUISE** **CR DOT NEWTON JP**

South Ward
Alexander Heights, Darch, Girrawheen, Koondoola, Landsdale, Madeley and Marangaroo



CR ALAN BLENCOWE **CR DENIS HAYDEN** **CR STUART MACKENZIE** **CR BRETT TREBY** **CR NGUYET-ANH TRUONG**

Organisational Structure

A new organisational structure was introduced in 2009/10, with the aim of improving efficiencies and supporting the City's emphasis on work/life balance and career development.



Table of Directorates and Functions

DIRECTOR CORPORATE STRATEGY AND PERFORMANCE - JOHN PATON

FINANCE

- FINANCE
- RATES

GOVERNANCE AND EXECUTIVE SERVICES

- GOVERNANCE
- PROPERTY

INFORMATION AND BUSINESS IMPROVEMENT

- BUSINESS IMPROVEMENT & SYSTEMS
- INFORMATION MANAGEMENT
- INFORMATION TECHNOLOGY

HUMAN RESOURCES

DIRECTOR PLANNING AND SUSTAINABILITY - LEN KOSOVA

CITY GROWTH

- ENVIRONMENTAL PLANNING
- PLANNING STRATEGIES

PLANNING IMPLEMENTATION

- INFRASTRUCTURE DEVELOPMENTS
- PLANNING IMPLEMENTATION



CHIEF EXECUTIVE OFFICER
DANIEL SIMMS




DIRECTOR INFRASTRUCTURE
DENNIS BLAIR



DIRECTOR CITY BUSINESSES
KAREN CAPLE



DIRECTOR COMMUNITY DEVELOPMENT
FIONA BENTLEY



[AS AT 30 JUNE 2010]

DIRECTOR INFRASTRUCTURE - DENNIS BLAIR

ASSETS MANAGEMENT

- FLEET ASSETS
- INFRASTRUCTURE ASSETS
- TRANSPORT AND TRAFFIC

INFRASTRUCTURE MAINTENANCE

- BUILDING MAINTENANCE
- CONSERVATION MAINTENANCE
- ENGINEERING MAINTENANCE
- PARKS MAINTENANCE

INFRASTRUCTURE PROJECTS

- PROJECT DESIGN AND CONSTRUCTION
- PROJECT MANAGEMENT

DIRECTOR CITY BUSINESSES - KAREN CAPLE

CITY BUSINESS

- BUSINESS DEVELOPMENT
- KINGSWAY INDOOR STADIUM
- WANGARA RECYCLING CENTRE
- WANNEROO AQUAMOTION
- WASTE OPERATIONS

CUSTOMER RELATIONS

- REGULATORY SERVICES
- BUILDING APPROVALS
- HEALTH SERVICES
- RANGER, SAFETY AND EMERGENCY MANAGEMENT

DIRECTOR COMMUNITY DEVELOPMENT - FIONA BENTLEY

COMMUNICATION AND EVENTS

- EVENTS
- GRAPHIC DESIGN
- WEB
- HOSPITALITY
- PUBLIC RELATIONS

CAPACITY BUILDING

- COMMUNITY LINKS
- HERITAGE AND MUSEUM SERVICE
- LIBRARY SERVICES

COMMUNITY DEVELOPMENT

- COMMUNITY FUNDING PROGRAM AND GRANTS

PROGRAM SERVICES

- FACILITIES
- FUNDED SERVICES
- PROGRAM SERVICES



Wanneroo Profile

First recognised as a Roads District in 1902, the Wanneroo District held the first elections and Road Board Meeting in January 1903.

The City of Wanneroo is located 22 kilometres north of Perth and covers a land area of approximately 686 square kilometres. The City features large tracts of untouched bushland, State forest, wetlands, market gardens, industrial, commercial and residential estates and enjoys 32 kilometres of pristine coastline.

Economic activity is strong, with the City hosting a diverse mix of industries including agriculture, retail, construction, education, healthcare and a range of professional industries.

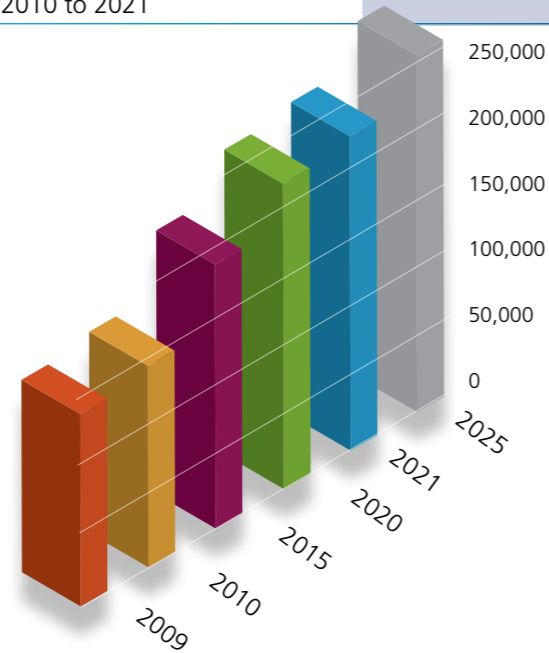
KEY FACTS

PEOPLE

The City of Wanneroo in 1999 had a population of 73,000 people and within one decade has rapidly grown to over 160,000 residents. Each year, about 8000 new residents move into the City.

PROJECTED POPULATION

Estimated population at 2009	144,148
Estimated population at 2010	149,313
Estimated population at 2015	190,392
Estimated population at 2020	230,671
Estimated population at 2021	237,850
Estimated population at 2025	265,480
Average annual population growth rate between 2010 & 2021	4.32 per cent per annum
Percentage change from 2010 to 2021	63 per cent



SOURCE: 2010 – ID FORECAST



Our City

WANNEROO CONTINUES TO BE THE LARGEST GROWING LOCAL GOVERNMENT IN WESTERN AUSTRALIA AND ONE OF THE FASTEST GROWING ACROSS THE NATION.





Key Achievements

The City in the 2010-11 financial year invested more than \$200 million into the community in providing infrastructure and services.

In framing our expenditure, the City factored in the real need for services and infrastructure in the City's north and coastal growth corridors while recognising the need for new and renewed facilities and services in the City's longer established central and south zones.

The total number of properties the City now services is 61,000.

The City's revised strategic plan provided the road map for the future growth and urban renewal of the City and the many communities that make up our vibrant and connected City.

This is centred around a vision for the future:

The City of Wanneroo, the centre for creative and sustainable growth delivering strong, vibrant and connected communities.

Our Annual Report complements our Community Report that can be viewed at our website wanneroo.wa.gov.au and provides a snap shot of our achievements against our strategic pillars for the reporting period.



ENVIRONMENT

A SUSTAINABLE NATURAL AND HEALTHY ENVIRONMENT

The City is investing in the rehabilitation of several sites to offset land cleared for our road network.

Stage 1 rehabilitation of environmental offset sites at Badgerup Lake and Caporn, San Teodoro, Alvarez, Spring and Appleby Parks has been completed.

Budget totals for offset works -
09/10 \$988,000
10/11 \$692,000

An upgrade of pollution controls and drainage system to the Wangara Industrial Area has been undertaken to provide a better system of control of road waste water run off, preventing it from entering Lake Joondalup.

Health Services developed a five year (2010-2015) Midge Management agreement between Cities of Wanneroo, Joondalup and Department of Environment and Conservation.

Wangara Recycling Centre processed 42,446 tonnes of recyclable material in 2010/11, an increase of 2,115 tonnes from the previous year. Materials recovered increased by 3,599 tonnes to 24,497 tonnes at a recovery rate of 58%.

The Green Waste Facility received 8,861 tonnes of waste.



ECONOMIC

A PROSPEROUS REGION ACHIEVED THROUGH ECONOMIC GROWTH AND EMPLOYMENT

Completion of the City of Wanneroo Tourism Strategy in consultation with service users and providers to attract visitors and significant investment to the City.

Continuation of the City's successful I-Lab, On-Line learning and I-Cards projects to support business.

Subdivision of Lot 2004 Mather Drive was finalised in time for sale to Western Power resulting in proceeds of \$4.3m which is to be reinvested in further development of Neerabup Industrial Area.

The City was successful in obtaining a Lotterywest grant of \$15,628 for a beach wheelchair to be located at Quinns Beach.

The Federal Government recognised the work of the City in assisting disadvantaged residents and provided \$200,000 in additional grant funding for the delivery of Commonwealth Financial Counselling. The funding is equivalent to 2 full time Financial Counsellor positions.

Over \$1 million was received from the Community Sport and Recreation Facilities Fund (CSRFF) for sporting facilities at Houghton Park, Carramar. Yanchepp Regional Open Space received \$700,000 for an amenities building to be constructed.

Over \$160,000 was awarded by the Federal Government to support disability access upgrades to Opportunity Playspace and Kingsway Indoor Stadium.

Funding of \$9,488 was received for the City's first Artist Residency from the Community Arts Network (CAN WA) and also \$17,500 from the Department of Culture and the Arts for the same project.



SOCIAL

HEALTHY, SAFE, VIBRANT AND CONNECTED COMMUNITIES

The City's Centre Based Day Care (CBDC) program received \$106,300 funding for the refurbishment of Wanneroo CBDC and upgrade to the Alexander Heights CBDC to assist older adults wishing to continue living at home whilst receiving social contact with others.

The City of Wanneroo is committed to creating healthy and vibrant communities. The City received the Healthy Communities Initiative grant in 2010 from the Australian Government to rollout programs and activities to meet the health and wellbeing needs of our community.

The Healthy Communities Initiative includes a suite of programs to promote healthy, active lifestyles including walking groups, nutrition education workshops, bicycle education and much more.

The Healthy Communities Program received an additional \$577,000 funding from the Federal government with an extension of the program to 2013.

There has been improved performance of the Kingsway Indoor Stadium with continued growth in programs and overall peak period occupancy rates (80.60% for the period April to June 2011).

There has also been an increase in Aquamotion Health and Fitness memberships to a high of 1,294 and Swim School term enrolments of over 1,400.



- Replacement of irrigation system at Edgar Griffiths and Butterworth parks to provide more efficient water supply, incorporating hydrozone principles.

Kingsway Regional Sporting Complex

Under the Kingsway Master Plan, the City is investing \$22.3m over six years to upgrade the reserve including major infrastructure.

The plan is on schedule and progressing well.

- Completion of Stage 4 redevelopment of soccer and rugby fields, floodlights and upgraded car parking facilities.
- Netball Complex - renewal of western courts.
- Kingsway Master Plan review completed and adopted by Council.

COMMUNITY SAFETY

A review of the Community Safety functions of the City was undertaken and resulted in the development of an enhanced community safety model, including the re-branding of the Community Safety/Rangers fleet to provide a highly visible presence in the community.

The City conducted a Community Safety Survey, to identify community perceptions of the current Community Safety Service and to enhance this service to address the community's feedback.

Improvements have been made to the Animal Care Centre, including an exercise area and installation of partitions between kennels to reduce the risk of contamination between dogs. A permanent full-time animal care officer has been appointed and implemented improved procedures.

The Local Emergency Management Arrangements were tested by conducting a simulated bushfire desktop exercise in conjunction with FESA. The exercise identified improvements for the City's Emergency Management Arrangements and the City's Emergency Activation Flow Chart.

The City produced a bi-annual newsletter 'Paddock 2 Plate', a proactive initiative to educate and inform commercial food handlers in the City.

Health Services has also developed a free online food safety training program on the City's web.

HEALTHY LIVING

Community centre extensions, including a function area were completed at Warradale Reserve Facility.

The Yaberoo Budjara Heritage Trail: Finalisation of the interpretive signage for this trail which runs from Neil Hawkins Park to Yancheop and beyond enables users to understand the environment in which they walk.

The City has commenced developing a Local Public Health Plan to focus on proactive preventative health strategies for the City of Wanneroo.

Infrastructure Services completed significant components of the City's arterial road network:

- Pinjar Road Realignment - Wanneroo Road to Caporn Street \$8.5m
- Hartman Drive - Gnangara Road to Hepburn Avenue \$4.4m
- Mirrabooka Avenue - Gnangara Road to Hepburn Avenue \$4.5m
- Hepburn Avenue - dual carriageway from Alexander Drive to Mirrabooka Avenue \$3.5m
- Joondalup Drive upgrade to accommodate pedestrian improvement works between Tumbleweed Drive and Old Yancheop Road. \$1.65m

Commencement of the:

- Ocean Reef Road Extension Project from Alexander Drive to Prestige Way \$13.2m
- Joondalup Drive Dual Carriageway from St Stephens Drive to Tumbleweed Drive \$3.35m

Parks upgrade projects included:

- Barndie Park- play equipment, landscaping
- Swanley Park- development water wise park
- Old Trafford Park - creation of new park including play equipment, BMX, basketball
- New playground equipment at Avondale, Wonambie and Bardsley Parks and Wanneroo Showground.
- Construction of disabled access to the beach at Quinns Beach.
- Water - implementation of Stage 1 of the Central Irrigation Control System to better manage the supply of water to the City's parks

GOVERNANCE

LEADERSHIP AND COMMUNITY ENGAGEMENT ENSURES THE BEST OF OUR PHYSICAL, FINANCIAL AND HUMAN RESOURCES

Endorsement by Council of the Roads, Pathways and Building Asset Management Plans and the inclusion of recommended asset renewal funding in the 10 Year Strategic Financial Plan and 10 year Capital Works Program

Reviewed the City's 10 Year Financial Plan model to enhance its accountability and robustness.

Actively implemented and reviewed a range of (OSH) strategies, procedures and policies that demonstrated an improved management of OSH risks, incidents and claims costs, resulting in a reduction in premiums for 2011/12.

Cooperative monitoring of performance and budget preparation saw a significant improvement in the City's financial result for 2010/11 and allowed a budgeted Operating Surplus for 2011/12.

Improved financial performance of the Wangara Recycling Centre, Waste Operations and Kingsway Indoor Stadium - reducing Council's subsidy of these facilities.

RECONCILIATION ACTION PLAN (RAP) 2011-2013 WORKING GROUP

The City of Wanneroo is developing a Reconciliation Action Plan that will list things that the community would like to see changed or added within their community to help build better relationships and show respect for our Aboriginal and Torres Strait Islander community.

One of the key aims of Reconciliation Action Plan is to help address the inequalities experienced by Aboriginal and Torres Strait Islanders and to help close the 17 year gap in life expectancy between Indigenous and other Australians.

City of Wanneroo library services were the recipient of the inaugural Library Board of Western Australia Award for Excellence.

The City's innovative Butler Bukhara Community Kitchen was the winner of the Heart Foundation Local Government Awards 2010.



DEVELOPMENT APPLICATIONS

Over 1,300 development applications were received and determined during the last financial year covering a broad range of developments, from domestic to rural, commercial and industrial with a total value of \$480 million.

SUBDIVISION

The City supported the approval of multiple subdivision applications, that will result in the creation of 3,000 new lots throughout the City. Additionally, the City issued its 'clearance' for the actual creation of 2,656 new lots, representing the creation of over 220 new lots each month (on average) - cementing the City's place as the biggest lot generator in Western Australia and one of Australia's largest and fastest growing Councils.

STRATEGIC INITIATIVES AND MAJOR PROJECTS

During the last financial year, the City undertook a range of important strategic planning projects, including:

1. Preparation and adoption of:

- A Local Biodiversity Strategy
- Local Planning Policy 4.1: Wetlands
- Local Planning Policy 2.1: Residential Development
- Local Planning Policy 4.2: Structure Planning
- Local Planning Policy 4.3: Public Open Space
- Local Planning Policy 2.3: Child Care Centres
- Local Planning Policy 2.6: Ancillary Accommodation
- A major amendment to Local Planning Policy 3.1: Local Housing Strategy Implementation
- A major amendment to the City's Planning Scheme to protect key conservation reserves throughout the City

2. Preparation of:

- A Draft Coastal Management Plan (Part 1)
- Local Planning Policy 3.8: Marmion Avenue Arterial Road Access
- A Draft City Water Management Strategy and Local Planning Policy 4.4: Urban Water Management

3. Finalisation of numerous Local Structure Plans and Structure Plan Amendments.

4. Finalisation of District Structure Plans for the City's Northern Coastal Growth Corridor, comprising the localities of Alkimos-Eglinton and Yancheop-Two Rocks. Together, the District Structure Plans cover just over 100 square kilometres and will ultimately house a resident population of more than 225,000 people at full build-out over the next 40 - 50 years.

5. Preparation of a Draft Community Facilities Plan and Development Contributions Plan for the Northern Coastal Growth Corridor, to plan for the timely and coordinated delivery of new facilities to cater for the future needs of the community in that corridor, over the next 40 - 50 years.

6. Creation of Sustainability Investment Fund by Council together with an accompanying Policy to guide expenditure of City funds on energy and water-saving initiatives to reduce costs and carbon emissions.

The Way Ahead

In this year of 2010-11, the City of Wanneroo continued to set strong foundations for the massive growth ahead.

In framing our expenditure, we have factored in the real need for services and infrastructure

in the City's North and Coastal growth corridors while recognising the need for new and renewed facilities and services in the City's longer established Central and South zones.

10 YEAR FINANCIAL PLAN - MAJOR PROJECTS

Project	Amount\$
Quinns Mindarie Surf Life Saving Club	1,500,000
Yanchep Surf Life Saving Club	4,841,500
Kingsway Shopfront Library	4,600,000
Girrawheen Library upgrade	2,126,000
Pearsall Hocking Community Centre	2,637,000
Purchase/Replace vehicles, plant & equipment	\$3 - \$5 Million per annum
Yanchep Lagoon Redevelopment	2,000,000
Hepburn Avenue	4,166,127
Connolly Drive	3,000,000
Franklin Road	6,150,000
Gnangara Road	6,900,000
Yanchep District Playing Fields	2,400,000
Kingsway Regional Sporting Complex	9,141,000
Butler North District Open Space	8,660,000

Statutory Reports

MAJOR LAND TRANSACTIONS

SALE OF LOT 2 MATHER DRIVE, NEERABUP

Council at its Ordinary Meeting on 6 May 2008 (CS03-05/08 refers) approved the sale of Proposed Lot 2 Mather Drive, Neerabup to Western Power for a sum of \$4,237,272 plus GST with the sale to be concluded within 30 days of the issue of the certificate of title. The sale proceeded to settlement on 21 April 2011.

BUSINESS PLAN - SUBDIVISION OF LOT 506 (3) ROCCA WAY, WANNEROO

Council at its Ordinary Meeting on 3 May 2011 (CS07-05/11 refers) adopted a Business Plan for the subdivision of Lot 506 (3) Rocca Way, Wanneroo.

It is proposed that the undeveloped subdivided portion be sold to Edith Cowan University for the establishment of a GP Super Clinic and negotiations of the terms of the disposition of the land are in progress.

OTHER LAND TRANSACTIONS

LEASE - TENANCY NORTH - WANNEROO LIBRARY AND CULTURAL CENTRE

Council at its Ordinary Meeting on 24 August 2010 (CS09-08/10 refers) approved a commercial lease over an 80m² portion of the Wanneroo Library and Cultural Centre to Taryn Nanovich for Hair Salon a term of five (5) years with an option to renew for a further term of five (5) years.

LEASE - JINDALEE BEACH KIOSK - JINDALEE

Council at its Ordinary Meeting on 17 December 2010 (CS12-12/10 refers) approved the entering into a Lease with Penhurst Nominees Pty Ltd, Carine Nominees Pty Ltd and Belgravia Pty Ltd over Lot 502, being part of Crown Reserve 20561, for the purpose of developing and lease of a beach kiosk for a term of five (5) years with an option to renew for a further term of five (5) years.

LEASE - CARTRIDGE WORLD - CLARKSON

Council at its Ordinary meeting on 28 June 2011 (CS07-16/11 refers) approved the leasing of a portion of

the Clarkson Library tenancy area to L & C Perth Pty Ltd for a term of three (3) years with an option to renew for a further term of three (3) years.

EXEMPT LAND TRANSACTIONS

DEVELOPMENT AND LEASE - LOT 990 (15) THE BROADVIEW, LANDSDALE

In the 2009/10 Annual Report a proposal for Alta-1 Limited to lease Crown Reserve 47559 for the development of a community purpose facility was reported. This proposal will no longer proceed following withdrawal by Alta-1.

OTHER EXEMPT LAND TRANSACTIONS

The following minor exempt land transactions (leases) were approved by Council during the year:

Month	Lessee	Location
August	Yanchep Two Rocks Inc Home Support Group	Phil Renkin Centre, Two Rocks
August	Ngala Inc	Jenolan Way Community Centre, Merriwa
November	Balga Job Link Inc	Girrawheen Hall, Girrawheen
December	Yanchep Surf Life Saving Club Inc	Portion Crown Reserve 39022, Yanchep

COMPLIANCE WITH STATE RECORDS ACT

The State Records Commission Standard 2, under the State Records Act 2000, requires a Government Organisation to include comment on the following:

The efficiency and effectiveness of the organisation's recordkeeping systems is evaluated not less than once every five years.

- The City's arrangements for record keeping were audited during 2010/11, with an extremely favourable report.
- Training is provided for staff to ensure understanding of record keeping requirements.
- The City's electronic document and records management system (EDRMS) integrates with core business systems thereby improving internal businesses processes.
- An information survey was undertaken of all information kept by the City and the results of this will form the basis of an Information Management Plan to improve the storage and retention of corporate information.
- The City received in excess of 85,000 pieces of correspondence by hardcopy and electronic means.

FREEDOM OF INFORMATION [FOI]

The City of Wanneroo operates under the Freedom of Information (FOI) Act 1992. During 2010/11, a total of twenty one (21) Freedom of Information applications were received and responded to within the regulated timeframe.

NATIONAL COMPETITION POLICY: COMPETITIVE NEUTRALITY

During the financial year, the City met its obligations under the National Competition Policy.

No competitive advantage was identified in the City's operation of Wangara Recycling Centre, Waste Operations and Wanneroo Aquamotion. The City continues to monitor Council policies and local laws for anti-competitive practices.



LOCAL LAWS

No Local laws were reviewed and amended during the reporting period.

PAYMENT TO EMPLOYEES: DISCLOSURE OF ANNUAL SALARIES

Regulation 19B of the Local Government Administration Regulations 1996 requires the City to include the following information in its annual report:

- The number of City employees entitled to an annual salary of \$100,000 or more; and
- The number of those employees with an annual salary entitlement that falls within each band of \$10,000 over \$100,000.

The number of employees of the local government entitled to an annual salary of \$100,000 or more is 23, and are broken down into the following bands:

Salary Band \$ From	\$ To	No. of Employees
\$100,000.00	\$109,999.00	4
\$110,000.00	\$119,999.00	5
\$120,000.00	\$129,999.00	7
\$150,000.00	\$159,999.00	5
\$160,000.00	\$169,999.00	1
\$250,000.00	\$259,999.00	1

* Annual salary amounts reflect the gross cash component before tax and salary packaging.

COMPLIANCE WITH THE DISABILITY SERVICES ACT 1993 SECTION 29[2]

The City's Access and Inclusion Plan 2007-10 has been extended to March 2012 and a progress report for 2010-11 has been submitted to Disability Services Commission. The Plan forms the basis for strategic actions supporting equity of access to Council facilities, events, information and services for all people who live with a disability, their families and carers.

All Council tender documents now include a clause advising of the City's Access and Inclusion Plan, with a link to the website of the City and the Disability Services Commission. This ensures the city's external contractors understand and meet compliance requirements.

An action plan was developed for review of the City's new Access and Inclusion Plan, capturing feedback from key stakeholders in a broad community consultation process.

Milestones achieved include completion of Stage Two of Welcome in Wanneroo project, disability access information on Wanneroo Town Site and City facilities. Matting for the Beach Wheelchair project at Quinn's Beach was purchased through Lotterywest funding. The matting is a very versatile asset, easy to transport and can be used at other City events to accommodate mobility issues of community members.

Opportunity Playspace was nominated as the third top children's playspace in Western Australia in a survey by Playgroup WA to its membership throughout the State.

COMPLIANCE WITH PUBLIC INTEREST DISCLOSURES ACT 2009

There were no Public Interest Disclosures reported to the City of Wanneroo during the reporting period.

COMPLIANCE WITH LOCAL GOVERNMENT [RULES OF CONDUCT] REGULATIONS 2007

The *Local Government (Rules of Conduct) Regulations 2007* came into operation on 21 October 2007. Section 5.53(2)(hb) of the Local Government Act 1995 (the Act) requires that the City's Annual Report contain details of entries made under section 5.121 of the Act during the financial year in the Register of Minor Breach complaints where a council member has been found to be in breach of the Regulations. These details include:

- The number of complaints recorded in the Register of Complaints
- How the recorded complaints were dealt with
- Any other details that the regulations may require

During 2010/2011 the Local Government Standards Panel made the following finding:

Complaint No: SP10 of 2009
Complainant: Cr Maureen Grierson
Council Member against whom complaint was made: Cr Brett Treby

Complaint: That, at Council's Ordinary Meeting on 19 April 2009, Cr Treby committed a minor breach against Regulations 9(1), 7(1)(b) and 10(1)(a) of the Local Government (Rules of Conduct) Regulations 2007.

Actions Taken:

The Local Government Standards Panel subsequently made one finding of minor breach in this matter, that Cr Treby committed a breach of Regulation 7(1)(b).

ATTENDANCE OF ELECTED MEMBERS AT COUNCIL MEETINGS 01 JULY 2010 - 30 JUNE 2011

Elected Members	Electors AGM [1]	Ordinary Council [12]	Special Council [2]
J Kelly	1	8	2
A Blencowe	1	11	2
I Goodenough JP	1	9	2
L Gray JP	1	11	2
M Grierson	1	10	2
N Hewer	1	10	2
G Monks	1	10	2
D Newton JP	1	12	2
T Roberts JP	1	12	2
B Smithson	0	8	2
R Steffens	1	11	2
B Treby	1	12	2
N Truong	1	11	1
D Guise	0	12	1
S Mackenzie	1	12	2



ORDINARY COUNCIL

The Council of the City of Wanneroo consists of 14 elected Councillors sitting as one body, with the elected Mayor as Chairperson. Council is the policy and decision making body for the City, and meets every fourth Tuesday at 7.00pm. The Chief Executive Officer and the Directors of the City's five Directorates also attend Council meetings to assist the Councillors with information as required.

Members of the public are welcome to attend Council meetings and to ask questions on any issue during Public Question Time, but are not permitted to take part in Council debate.

Minutes of Council meetings are available to the public from 5pm on the Friday immediately following the Council meeting.

A Council Briefing Session is also held on the Tuesday of the week prior to each Council Meeting, commencing at 6pm, for the purpose of allowing Elected Members to ask questions or obtain additional information in relation to items included on the Council Meeting Agenda.

Briefing Sessions are also open to the public, and include a Public Question Time session. Public Questions at a Briefing Session must relate to an item on the current Council Agenda.

COMMITTEES AND WORKING GROUPS

The City of Wanneroo currently has four formal Committees and 12 Working Groups. Committees and Working Groups are established as required to consider and provide advice to Council on a number of issues.

- Audit Committee
- Arts Advisory Committee
- Environmental Advisory Committee
- Waste Management Advisory Committee
- Community Funding Working Group
- Community Safety Working Group
- Healthy Communities Steering Group
- Heritage Services Advisory Group
- Reconciliation Action Plan Working Group
- Roadwise Working Group
- Smart Growth Steering Group
- Special Needs Playground Working Group
- Wanneroo BMX Raceway Club Relocation Working Group
- Wanneroo Business and Tourism Development Working Group
- Wanneroo Showgrounds Clubrooms Reconstruction Working Group
- Wanneroo Town Centre Advisory Group

DISBANDED COMMITTEES AND WORKING GROUPS

During 2010/2011, the City disbanded the Walls of Honour Working Group.



EXTERNAL BODIES

In addition to its own committees and working groups, the City of Wanneroo is also represented by Councillors on the following bodies:

- Elderbloom Community Care Centres Board of Management
- Girradoola Going Places Committee
- Joondalup Health Campus Community Board of Advice
- Mindarie Regional Council
- North West District Emergency Management Committee
- North West District Planning Committee
- North West Regional Road Sub Group
- Small Business Centre North West Metro Board of Management
- Stable Fly Management Steering Group
- Tamala Park Regional Council
- Wanneroo Agricultural Society
- Wanneroo and Districts Historical Society
- Wanneroo/Joondalup Local Emergency Management Committee
- Western Australian Local Government Association (WALGA)
- Western Australian Local Government Association (WALGA) North Metropolitan Zone
- Yanchep/Two Rocks Community Bus Management Committee
- Yellagonga Regional Park Community Advisory Committee
- Tamala Park Coastal Reserve Community Advisory Committee



Wanneroo

A PROSPEROUS REGION
ACHIEVED THROUGH
ECONOMIC GROWTH AND
EMPLOYMENT



CONCISE FINANCIAL REPORT FOR THE YEAR ENDED 30 JUNE 2011

TABLE OF CONTENTS

CITY OF WANNEROO CONCISE FINANCIAL REPORT FOR THE YEAR ENDED 30TH JUNE 2011

TABLE OF CONTENTS

	Page
Statement by Chief Executive Officer	2
Independent Audit Report	3
Statement of Comprehensive Income By Nature and Type	5
Statement of Comprehensive Income By Program	6
Statement of Financial Position	7
Statement of Changes in Equity	8
Statement of Cash Flows	9
Rate Setting Statement	10
Notes to and Forming Part of the Concise Financial Report	11

CONCISE FINANCIAL REPORT FOR THE YEAR ENDED 30 JUNE 2011


STATEMENT BY CHIEF EXECUTIVE OFFICER

LOCAL GOVERNMENT ACT 1995
LOCAL GOVERNMENT (FINANCIAL MANAGEMENT) REGULATIONS 1996

STATEMENT BY CHIEF EXECUTIVE OFFICER FOR THE YEAR ENDED 30TH JUNE 2011

The attached financial report of the City of Wanneroo being the concise financial report and supporting notes and other information for the financial year ended 30th June 2011 are in my opinion properly drawn up to present fairly the financial position of the City of Wanneroo at 30th June 2011 and the results of the operations for the financial year then ended in accordance with Australian Accounting Standard AASB 1039 "Concise Financial Reports".

Signed on the 18th day of October 2011.


Daniel Simms
Chief Executive Officer

CONCISE FINANCIAL REPORT FOR THE YEAR ENDED 30 JUNE 2010

INDEPENDENT AUDIT REPORT



INDEPENDENT AUDITOR'S REPORT TO THE RATEPAYERS OF THE CITY OF WANNEROO

Report on the Financial Report

We have audited the accompanying financial report of the City of Wanneroo, which comprises the statement of financial position as at 30 June 2011, and the statement of comprehensive income, statements of changes in equity, and statements of cash flows for the year ended 30 June 2011, a summary of significant accounting policies and other explanatory notes, and the Chief Executive Officer's statement.

Councils' responsibility for the financial report

The Council of the City of Wanneroo is responsible for the preparation and fair presentation of the financial report in accordance with Australian Accounting Standards (including the Australian Accounting Interpretations) and the Local Government Act 1995 Part 6. This responsibility includes establishing and maintaining internal control relevant to the preparation and fair presentation of the financial report that is free from material misstatement, whether due to fraud or error; selecting and applying appropriate accounting policies; and making accounting estimates that are reasonable in the circumstances.

Auditor's responsibility

Our responsibility is to express an opinion on the financial report based on our audit. We conducted our audit in accordance with Australian Auditing Standards. These Auditing Standards require that we comply with relevant ethical requirements relating to audit engagements and plan and perform the audit to obtain reasonable assurance whether the financial report is free from material misstatement.

An audit involves performing procedures to obtain audit evidence about the amounts and disclosures in the financial report. The procedures selected depend on the auditor's judgement, including the assessment of the risks of material misstatement of the financial report, whether due to fraud or error. In making those risk assessments, the auditor considers internal control relevant to the entity's preparation and fair presentation of the financial report in order to design audit procedures that are appropriate in the circumstances, but not for the purpose of expressing an opinion on the effectiveness of the entity's internal control. An audit also includes evaluating the appropriateness of accounting policies used and the reasonableness of accounting estimates made by the Council, as well as evaluating the overall presentation of the financial report.

Grant Thornton Audit Pty Ltd ABN 94 269 609 023
a subsidiary or related entity of Grant Thornton Australia Ltd ABN 41 127 556 389

Grant Thornton Australia Limited is a member firm within Grant Thornton International Ltd. Grant Thornton International Ltd and the member firms are not a worldwide partnership. Grant Thornton Australia Limited, together with its subsidiaries and related entities, delivers its services independently in Australia.

Liability limited by a scheme approved under Professional Standards Legislation

Our Ref: 111018 Mjh Wanneroo Audit Report.Docx

10 Kings Park Road
West Perth WA 6005
PO Box 570
West Perth WA 6872
T +61 8 9480 2000
F +61 8 9322 7787
E info.wa@au.gt.com
W www.grantthornton.com.au

CONCISE FINANCIAL REPORT FOR THE YEAR ENDED 30 JUNE 2011

INDEPENDENT AUDIT REPORT



We performed the procedures to assess whether in all material respects the financial report presents fairly, in accordance with the Local Government Act 1995 Part 6 and Australian Accounting Standards (including the Australian Accounting Interpretations), a view which is consistent with our understanding of the City of Wanneroo's financial position and of their performance.

We believe that the audit evidence we have obtained is sufficient and appropriate to provide a basis for our audit opinion.

Independence

In conducting our audit, we followed applicable independence requirements of Australian professional ethical pronouncements.

Auditor's opinion on the financial report

In our opinion, the financial report of the City of Wanneroo:

- (i) gives a true and fair view of the City of Wanneroo's financial position as at 30 June 2011 and of its performance for the financial year ended 30 June 2011, and
- (ii) complies with Australian Accounting Standards (including the Australian Accounting Interpretations),
- (iii) are prepared in accordance with the requirements of the Local Government Act 1995 Part 6 (as amended) and Regulations under that Act.

Statutory Compliance

I did not, during the course of my audit, become aware of any instance where the Council did not comply with the requirements of the Local Government Act 1995 and Local Government (Financial Management) Regulations 1996 as they relate to the financial statements.

GRANT THORNTON AUDIT PTY LTD
Chartered Accountants

P W Warr
Director – Audit & Assurance

Perth, 18 October 2011

CONCISE FINANCIAL REPORT

FOR THE YEAR ENDED 30 JUNE 2011

STATEMENT OF COMPREHENSIVE INCOME BY NATURE AND TYPE

	Note	2011 \$	2011 Budget \$	2010 \$
	1			
REVENUE				
Rates	25	81,755,406	80,527,010	73,241,064
Operating Grants, Subsidies and Contributions	30	10,891,100	7,888,830	9,359,130
Fees and Charges	29	23,498,621	24,674,940	23,174,555
Interest Earnings	2(a)(ii)	8,243,733	5,382,380	5,758,065
Other Revenue		5,367,005	3,221,310	4,158,061
		<u>120,755,865</u>	<u>121,604,470</u>	<u>115,691,475</u>
EXPENSES				
Employee Costs		(51,923,216)	(51,457,800)	(46,502,065)
Material and Contracts		(35,373,187)	(37,852,200)	(32,802,153)
Utility Charges		(5,485,249)	(5,322,390)	(4,546,956)
Depreciation of Non-current Assets	2(a)(i)	(24,100,140)	(24,433,150)	(22,942,223)
Impairment of Assets	10	-	-	(112,426)
Interest Expenses	2(a)(i)	(3,451,675)	(3,329,550)	(2,689,701)
Insurance Expenses		(1,257,271)	(1,318,000)	(1,050,306)
		<u>(121,590,738)</u>	<u>(123,712,890)</u>	<u>(110,645,830)</u>
Non-Operating Grants, Subsidies and Contributions	30	52,080,506	39,668,610	21,098,723
Town Planning Scheme Income (Inc Interest)		13,743,757	12,555,030	11,394,933
Town Planning Scheme Expenses		(4,569,089)	(22,926,150)	(12,072,856)
Fair value adjustment to Financial Assets at fair value through profit and loss	5	(189,603)	-	386,544
Share of Profits of Associates	8	(128,715)	-	527,584
Profit on Asset Disposals	23	4,395,937	6,671,210	85,697
Loss on Asset Disposals	23	(462,441)	(888,450)	(549,571)
		<u>64,870,372</u>	<u>35,080,250</u>	<u>20,870,934</u>
NET RESULT		<u>73,035,499</u>	<u>33,061,830</u>	<u>25,916,579</u>
Total Other Comprehensive Income		<u>-</u>	<u>-</u>	<u>-</u>
TOTAL COMPREHENSIVE INCOME		<u>73,035,499</u>	<u>33,061,830</u>	<u>25,916,579</u>

This statement forms part of the concise version of the City's 2010/2011 Financial report.
A comprehensive set of Financial Reports, inclusive of notes to the accounts is available on request.

CONCISE FINANCIAL REPORT

FOR THE YEAR ENDED 30 JUNE 2011

STATEMENT OF COMPREHENSIVE INCOME BY PROGRAM

	Note	2011 \$	2011 Budget \$	2010 \$
	1			
REVENUE				
Governance		416,596	302,000	1,353,153
General Purpose Funding		95,647,599	90,108,030	85,072,571
Law, Order, Public Safety		687,017	605,800	686,342
Health		690,767	321,870	201,995
Education and Welfare		3,730,857	3,269,880	3,223,853
Community Amenities		17,707,946	16,314,800	16,328,815
Recreation and Culture		12,473,304	7,432,440	11,935,674
Transport		46,893,376	39,255,610	14,512,227
Economic Services		3,201,929	3,562,540	3,772,571
Other Property and Services		18,526,674	12,745,160	12,097,735
		<u>199,976,065</u>	<u>173,918,110</u>	<u>149,184,936</u>
EXPENSES EXCLUDING FINANCE COSTS				
Governance		(4,379,203)	(4,184,430)	(5,405,132)
General Purpose Funding		(2,090,554)	(2,422,240)	(1,163,515)
Law, Order, Public Safety		(4,220,664)	(4,020,100)	(3,438,775)
Health		(1,752,120)	(1,778,120)	(1,555,630)
Education and Welfare		(6,869,867)	(6,514,130)	(5,793,055)
Community Amenities		(33,512,531)	(35,959,530)	(32,489,808)
Recreation and Culture		(33,348,810)	(34,034,140)	(30,526,840)
Transport		(29,848,591)	(29,845,400)	(27,183,836)
Economic Services		(2,824,736)	(3,221,120)	(2,641,932)
Other Property and Services		(4,843,815)	(15,537,520)	(10,380,133)
		<u>(123,488,891)</u>	<u>(137,526,730)</u>	<u>(120,578,656)</u>
FINANCE COSTS	2(a)(i)	(419)	-	(3,988)
Governance		(419)	-	(3,988)
General Purpose Funding		(1,075,943)	(655,100)	(217,567)
Recreation and Culture		(1,558,900)	(2,111,850)	(1,933,427)
Transport		(153,610)	(194,180)	(168,625)
Economic Services		-	-	(13,042)
Other Property and Services		(662,803)	(368,330)	(353,052)
		<u>(3,451,675)</u>	<u>(3,329,550)</u>	<u>(2,689,701)</u>
NET RESULT		<u>73,035,499</u>	<u>33,061,830</u>	<u>25,916,579</u>
Total Other Comprehensive Income		<u>-</u>	<u>-</u>	<u>-</u>
TOTAL COMPREHENSIVE INCOME		<u>73,035,499</u>	<u>33,061,830</u>	<u>25,916,579</u>

This statement forms part of the concise version of the City's 2010/2011 Financial report.
A comprehensive set of Financial Reports, inclusive of notes to the accounts is available on request.

CONCISE FINANCIAL REPORT

FOR THE YEAR ENDED 30 JUNE 2011

STATEMENT OF FINANCIAL POSITION

	Note	2011 \$	2010 \$
CURRENT ASSETS	1		
Cash and Cash Equivalents	3	139,116,204	94,064,157
Investments	5	1,289,163	167,420
Trade and Other Receivables	6	13,987,386	16,527,970
Inventories	7	338,707	327,315
TOTAL CURRENT ASSETS		154,731,460	111,086,862
NON-CURRENT ASSETS			
Other Receivables	6	1,414,198	1,268,384
Inventories	7	1,062,838	1,062,838
Investments	5	52,773,386	63,060,841
Property, Plant and Equipment	9	152,953,423	147,480,603
Infrastructure	10	688,007,086	639,447,047
TOTAL NON-CURRENT ASSETS		896,210,931	852,319,713
TOTAL ASSETS		1,050,942,391	963,406,575
CURRENT LIABILITIES			
Trade and Other Payables	11	15,572,449	17,336,002
Short Term Borrowings		-	-
Provisions	13	10,373,099	8,475,048
TOTAL CURRENT LIABILITIES		25,945,548	25,811,050
NON-CURRENT LIABILITIES			
Long Term Borrowings	12	60,778,188	46,718,188
Provisions	13	1,024,389	718,570
TOTAL NON-CURRENT LIABILITIES		61,802,577	47,436,758
TOTAL LIABILITIES		87,748,125	73,247,808
NET ASSETS		963,194,266	890,158,767
EQUITY			
Retained Surplus		837,745,711	780,790,479
Reserves - Cash / Investment Backed	14	55,006,243	43,053,815
Reserves - Asset Revaluation	15	246,092	246,092
Town Planning Schemes	16	70,196,220	66,068,381
TOTAL EQUITY		963,194,266	890,158,767

This statement forms part of the concise version of the City's 2010/2011 Financial report.
A comprehensive set of Financial Reports, inclusive of notes to the accounts is available on request.

CONCISE FINANCIAL REPORT

FOR THE YEAR ENDED 30 JUNE 2011

STATEMENT OF CHANGES IN EQUITY

	RETAINED SURPLUS \$	RESERVES CASH/ INVESTMENT BACKED \$	ASSET REVALUATION RESERVE \$	TOWN PLANNING SCHEMES \$	TOTAL EQUITY \$
Balance as at 1 July 2009	765,730,159	28,865,118	246,092	69,600,819	864,242,188
Correction of Errors	(769,187)	-	-	769,187	-
Restated Balance	764,960,972	28,865,118	246,092	70,370,006	864,242,188
Net Result	25,916,579	-	-	-	25,916,579
Reserve Transfers	(14,388,697)	14,388,697	-	-	-
Town Planning Scheme Transfers	4,301,625	-	-	(4,301,625)	-
Balance as at 30 June 2010	780,790,479	43,053,815	246,092	66,068,381	890,158,767
Net Result	73,035,499	-	-	-	73,035,499
Reserve Transfers	(11,952,428)	11,952,428	-	-	-
Town Planning Scheme Transfers	(4,127,839)	-	-	4,127,839	-
Balance as at 30 June 2011	837,745,711	55,006,243	246,092	70,196,220	963,194,266

CONCISE FINANCIAL REPORT

FOR THE YEAR ENDED 30 JUNE 2011

STATEMENT OF CASH FLOWS

	Note	2011 \$	2011 Budget \$	2010 \$
Cash Flows From Operating Activities				
Receipts				
Rates		81,041,542	80,527,010	69,058,471
Operating Grants, Subsidies and Contributions		10,691,100	7,888,830	9,359,130
Fees and Charges		23,062,084	24,674,940	23,585,439
Interest Earnings		4,957,342	5,382,380	2,472,275
Goods and Services Tax		9,957,957	4,800,000	6,596,709
Other Revenue		8,477,733	3,221,310	7,387,350
		<u>138,387,758</u>	<u>126,494,470</u>	<u>118,459,374</u>
Payments				
Employee Costs		(49,565,234)	(51,457,600)	(45,659,713)
Material and Contracts		(34,201,354)	(37,852,200)	(34,538,812)
Utility Charges		(5,485,249)	(5,322,390)	(4,546,956)
Insurance Expenses		(1,257,271)	(1,318,000)	(1,050,306)
Interest Expenses		(3,451,675)	(3,329,550)	(2,689,701)
Goods and Services Tax		(9,338,013)	(5,850,000)	(7,410,617)
		<u>(103,298,796)</u>	<u>(105,129,740)</u>	<u>(95,896,105)</u>
Net Cash Provided By Operating Activities	17(b)	<u>35,088,962</u>	<u>21,364,730</u>	<u>22,563,269</u>
Cash Flows from Investing Activities				
Payments for Development of Land Held for Resale		-	-	(49,383)
Equity Contribution - Mandarie Regional Council		(33,291)	-	(31,227)
Equity Contribution - Tamala Regional Council adjustment		27,729	-	25,066
Payments for Purchase of Property, Plant & Equipment		(16,518,235)	(49,901,900)	(29,143,146)
Payments for Construction of Infrastructure		(26,750,155)	(38,157,570)	(3,245,063)
Net movement in Investments		8,852,957	36,843,750	(75,621)
Grants/Contributions for the Development of Assets		14,665,912	9,668,610	4,433,192
Town Planning Scheme Income (Inc Interest)		13,743,757	12,555,030	11,394,933
Town Planning Scheme Expenses		(4,569,069)	(22,926,150)	(12,072,956)
Proceeds from Sale of Assets		6,483,480	8,195,800	1,535,256
Net Cash Used in Investing Activities		<u>(4,096,915)</u>	<u>(43,722,430)</u>	<u>(27,228,949)</u>
Cash Flows from Financing Activities				
Proceeds from New Loan Drawdown	24(a)	14,060,000	14,060,000	6,860,000
Net Cash Provided By (Used In) Financing Activities		<u>14,060,000</u>	<u>14,060,000</u>	<u>6,860,000</u>
Net Increase (Decrease) in Cash Held		45,052,047	(8,297,700)	2,194,320
Cash at Beginning of Year		94,064,157	89,392,550	91,869,837
Cash and Cash Equivalents at the End of Year	17(a)	<u>139,116,204</u>	<u>81,094,850</u>	<u>94,064,157</u>

This statement forms part of the concise version of the City's 2010/2011 Financial report.
A comprehensive set of Financial Reports, inclusive of notes to the accounts is available on request.

CONCISE FINANCIAL REPORT

FOR THE YEAR ENDED 30 JUNE 2011

RATE SETTING STATEMENT

	Note	2011 \$	2011 Budget \$	2010 \$
Revenue				
Governance		418,596	302,000	1,353,153
General Purpose Funding		13,892,193	9,581,020	11,831,507
Law, Order and Public Safety		687,017	605,800	686,342
Health		690,767	321,870	201,995
Education and Welfare		3,730,857	3,269,860	3,223,853
Community Amenities		17,707,946	16,314,800	16,328,815
Recreation and Culture		12,473,304	7,432,440	11,935,674
Transport		46,893,376	39,255,610	14,512,227
Economic Services		3,201,929	3,562,540	3,772,571
Other Property and Services		18,526,674	12,745,160	12,097,735
		<u>118,220,659</u>	<u>93,391,100</u>	<u>75,943,872</u>
Expenses				
Governance		(4,379,622)	(4,194,430)	(5,400,120)
General Purpose Funding		(3,166,497)	(3,077,430)	(1,381,082)
Law, Order and Public Safety		(4,220,664)	(4,020,100)	(3,438,775)
Health		(1,752,120)	(1,778,120)	(1,555,630)
Education and Welfare		(6,869,667)	(6,514,130)	(5,793,055)
Community Amenities		(33,512,531)	(35,959,530)	(32,489,808)
Recreation and Culture		(34,905,710)	(36,145,990)	(32,460,267)
Transport		(29,802,201)	(30,039,580)	(27,352,461)
Economic Services		(2,824,736)	(3,221,120)	(2,654,974)
Other Property and Services		(5,506,618)	(15,905,850)	(10,733,185)
		<u>(126,940,566)</u>	<u>(140,856,280)</u>	<u>(123,268,357)</u>
Adjustments for Cash Budget Requirements:				
Non-Cash Expenditure and Revenue				
(Profit)/Loss on Asset Disposals	23	(3,833,496)	(5,782,760)	463,874
Physical Assets Received from Developers		(37,414,593)	(30,000,000)	(16,157,008)
Movement in Non-Current Employee Provisions		305,819	-	(309,514)
Movement in Other Financial Assets		128,715	-	(527,564)
Movement in Pensioner Deferred Rate Debtors		(145,814)	-	(143,519)
Movement in Deferred Interest Receivable		-	-	-
Impairment of Assets		-	-	112,426
Depreciation on Assets	2(a)(i)	24,100,140	24,433,150	22,942,223
		<u>(16,669,229)</u>	<u>(11,349,610)</u>	<u>6,380,918</u>
Capital Expenditure and Revenue				
Purchase Land Held for Resale		-	-	(49,383)
Equity Contribution - Tamala Regional Council		27,729	-	25,066
Equity Contribution - Mandarie Regional Council		(33,292)	-	(31,227)
Purchase Land and Buildings		(6,837,462)	(30,980,240)	(4,280,073)
Purchase Infrastructure Assets		(24,800,334)	(40,374,740)	(12,041,915)
Purchase Plant and Vehicles		(4,548,956)	(7,205,990)	(6,259,678)
Purchase Furniture and Fittings		(289,619)	(79,000)	(575,826)
Purchase Equipment		(4,700,539)	(9,439,500)	(4,402,723)
Movement in Works in progress		(2,001,460)	-	(4,678,123)
Proceeds from Disposal of Assets	23	6,483,480	8,195,800	1,535,256
Repayment of Quinns Bridge Funding		-	-	-
Repayment of Loans		-	-	-
Proceeds from New Loan Drawdown	24	14,060,000	14,060,000	6,860,000
Transfers				
Movement in Restricted Grants, Contributions & Unspent Loans		(18,499,125)	269,580	(2,233,130)
Leave Provision Written Back (transferred to Reserve)		554,500	500,000	950,000
Transfers to Reserves (Restricted Assets)		(16,759,990)	(25,569,050)	(24,062,213)
Transfers from Reserves (Restricted Assets)		4,807,562	25,463,580	9,673,516
Transfers To Schemes		(13,743,757)	(12,555,030)	(11,394,933)
Transfers From Schemes - Capital		-	-	-
Transfer from Schemes		9,615,918	49,368,780	15,606,558
		<u>7,094,799</u>	<u>6,583,590</u>	<u>10,266,130</u>
ADD Surplus/(Deficit) July 1 B/Fwd		<u>7,094,799</u>	<u>6,583,590</u>	<u>10,266,130</u>
LESS Surplus/(Deficit) June 30 C/Fwd		<u>6,415,704</u>	<u>-</u>	<u>7,094,799</u>
Amount Required to be Raised from Rates	25	<u>(81,755,406)</u>	<u>(80,527,010)</u>	<u>(73,241,064)</u>

This statement forms part of the concise version of the City's 2010/2011 Financial report.
A comprehensive set of Financial Reports, inclusive of notes to the accounts is available on request.

CONCISE FINANCIAL REPORT

FOR THE YEAR ENDED 30 JUNE 2011

INFORMATION TO ASSIST IN THE UNDERSTANDING OF THE CONCISE FINANCIAL REPORT

The concise financial report has been prepared in accordance with AASB 1039 "Concise Financial Reports". The concise financial report, including the financial statements and specific disclosures included in the concise financial report, has been derived from the full financial report of the City of Wanneroo. A full description of the accounting policies adopted by the City is provided in the 2011 financial statements which form part of the full financial report. The accounting policies of the City are consistent with those of the previous financial year.

Rounding

Amounts shown in the Financial Statements have been rounded to the nearest dollar. This may result in minor variations between individual schedules.

Statement of Comprehensive Income

- The City raised \$81,755,406 rates revenue for the year. Additional revenue was in respect of interim rating resulting from private land developments in the City.
- The City received a significant contribution in infrastructure assets from land development activity. This is reflected in the increase in the change in net assets resulting from operations.

Statement of Financial Position

- Cash Assets at 30 June 2011 indicate an increase over those disclosed for the previous year.
- The increase in infrastructure assets is reflected in part by the increase in developer contributions.

Statement of Cash Flows

- Receipts from Rates reflects an increase over the previous year.

Significant financial ratios are as follows:

	2011	2010	2009
(a) the current ratio			
- to assess ability to meet current commitments			
$\frac{\text{current assets minus restricted current assets}}{\text{current liabilities less liabilities associated with restricted assets}}$	1.195:1	1.273:1	1.266:1
(b) the debt ratio			
- to identify the exposure of the City to debt as an indicator of the solvency of the City			
$\frac{\text{total liabilities}}{\text{total assets}}$	0.083:1	0.076:1	0.069:1
(c) the debt service ratio			
- to identify the City's ability to meet debt commitments.			
$\frac{\text{debt service cost (principal \& interest)}}{\text{available operating revenue}}$	0.023:1	0.021:1	0.016:1
(d) the rate coverage ratio			
- to assess the dependence on non rate revenue			
$\frac{\text{net rate revenue}}{\text{operating revenue}}$	0.057:1	0.634:1	0.545:1
(e) outstanding rates ratio			
- to assess the rate collection performance			
$\frac{\text{rates outstanding}}{\text{rates collectable}}$	0.086:1	0.090:1	0.032:1



Locked Bag 1, Wanneroo, WA 6946
Telephone [08] 9405 5000 Facsimile [08] 9405 5499
wanneroo.wa.gov.au