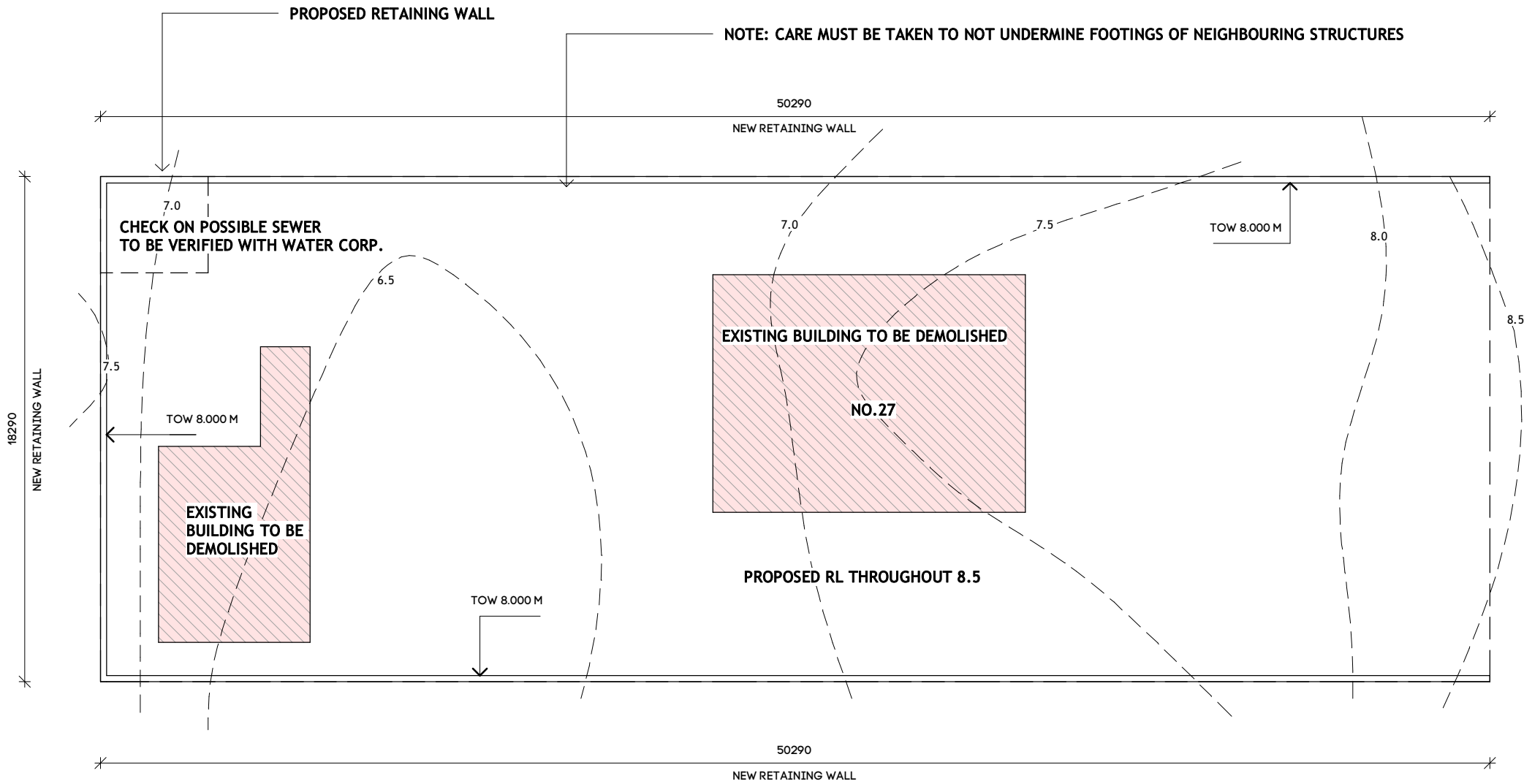


NOTES:

BUILDER TO CHECK FOR SEWER CONNECTION AT REAR
CHECK DIAL BEFORE YOU DIG AND CAREFUL INSPECTION AROUND SERVICES

- LEVELS ARE APPROXIMATE ONLY
- THIS DRAWING TO BE READ IN CONJUNCTION WITH OTHER DOCUMENTATION IN THE DRAWING SET
- OBTAIN INFORMATION FROM PRACTICING ENGINEER TO DETERMINE STRUCTURAL REQUIREMENTS

BD02 1



3

BD02

PROJECT
PROPOSED RETAINING WALL
CLIENT
CANDICE GERACITANO
SITE
27 GRAHAM RD, QUINNS ROCKS WA 6030

DRAWING
SITE PLAN
PROJECT NO
JOB000369

SCALE 1 : 200
DATE 21/09/20
DRAWN FB
SIZE A3

zengcad | Building Design

contact@zengcad.com.au
http://zengcad.com.au
0408277574

Renderings
Drafting
CAD

NOTES:
COPYRIGHT OF THIS DOCUMENT IS OWNED BY ZENGCAD.
DIMENSIONS SHOULD BE VERIFIED ON SITE BEFORE CONSTRUCTION COMMENCES.
WRITTEN DIMENSIONS TO BE TAKEN IN PREFERENCE TO SCALED.
ALL CONSTRUCTION TO CONFORM TO BCA AND AUSTRALIAN STANDARDS.

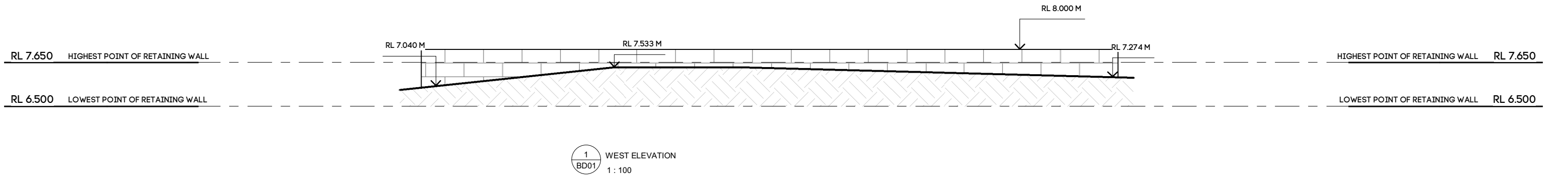


REV
A
B

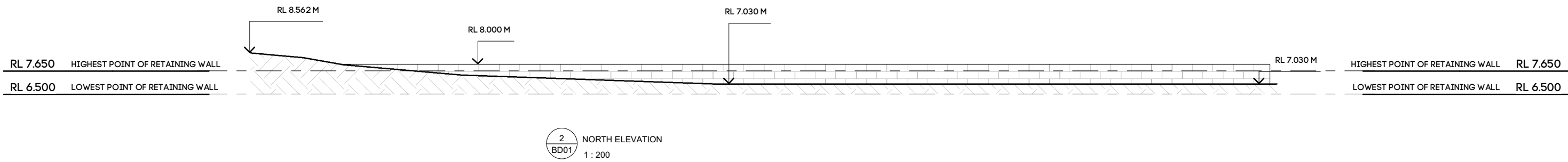
DESCRIPTION
APPROVAL
UPDATE FROM CLIENT

DATE
15/02/19
21/09/20

ISSUE SHEET NO REV
APR BD01 B



REFER TO ENGINEERS DETAILS FOR REQUIREMENTS (BASE WIDTH AND DRAINAGE)



NOTE: BUILD WALL ONE EXTRA BLOCK THROUGHOUT FOR FENCE OVER - RETAINING TO 7.650 ONLY

