



PLANT QUANTITIES

TOTAL % LANDSCAPE AREA = 2570M² = **8.7% OF SITE AREA**

TREE SPECIES

- AGONIS FLEXUOSA - 200L, 42 NO.
- CASUARINA EQUISETIFOLIA - 100L, 11 NO.
- ERYTHRINA INDICA - 1500L, 1 NO.
- EUCALYPTUS GOMPHOCEPHALA - 100L, 8 NO.
- PLATANUS ACERIFOLIA - 500L, 2 NO.
- STENOCARPUS SINUATUS - 200L, 33 NO.
- XANTHORRHOEA PREISII - TRANSPLANT, 9 NO.

GROUNDCOVER/ SHRUB SPECIES

- GREVILLEA GIN GIN GEM - 140MM POTS @ 800MM CTRS
- HEMIANDRA PUNGENS - 140MM POTS @ 800MM CTRS
- SCAEVOLA CRASSIFOLIA 'PROSTRATE' - 140MM POTS @ 800MM CTRS
- WESTRINGIA 'LOW HORIZON' - 140MM POTS @ 700MM CTRS
- MYOPORUM INSULARE 'PROSTRATE' - 140MM POTS @ 700MM CTRS
- MELALEUCA 'LITTLE NESSIE' - 5 LTR POTS @ 800MM CTRS
- BANKSIA MENZIESII DWARF - 5 LTR POTS @ 800MM CTRS
- CALLISTEMON VIMINALIS 'SLIM' - 5 LTR POTS @ 600MM CTRS
- ADENANTHOS 'PENCIL PERFECT' - 5 LTRS POTS @ 800 CTRS
- GREVILLEA OLIVACEA 'APRICOT GLOW' - 5 LTRS POTS @ 850 CTRS
- HIBBERTIA SCANDENS - 170MM POTS @ 650 CTRS
- LOMANDRA 'LIME TUFF' - 140MM POTS @ 500MM CTRS

LEGEND

- 01 CURVED SEATING, FEATURE PLANTING AND BIKE RACKS BENEATH FEATURE SHADE TREES IE. PLATANUS ACERIFOLIA
- 02 EXPOSED AGGREGATE CONCRETE PAVING
- 03 NARROW EVERGREEN SHADE TREES TO CARPARK IE. STENOCARPUS SINUATUS
- 04 RAISED PLANTER TO ALFRESCO SPACE WITH NATIVE CREEPER IE. HIBBERTIA SCANDENS
- 05 NATIVE TREES TO CARPARK PERIMETER IE. AGONIS FLEXUOSA
- 06 HARDY GROUNDCOVERS AND NATIVE TREES IE. CASUARINA EQUISETIFOLIA
- 07 LOW FEATURE PLANTING AND TRANSPLANTED GRASS TREES AROUND ENTRY SIGN
- 08 EXISTING VERGE TREATMENT AND FOOTPATHS TO BE RETAINED
- 09 NEW VERGE PLANTING WITH HARDY NATIVE GROUNDCOVERS AND AGONIS STREET TREES
- 10 NATIVE SCREEN SHRUBS AND TREES IE. AGONIS FLEXUOSA AND EUCALYPTUS GOMPHOCEPHALA
- 11 NEW FOOTPATH CONNECTION
- 12 EXISTING RAMP
- 13 ERYTHRINA INDICA FEATURE TREE AT ENTRY

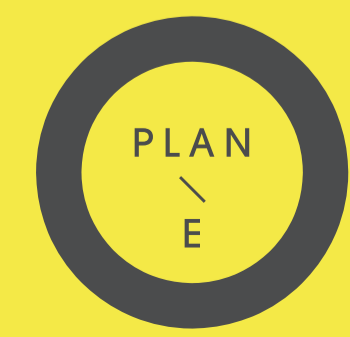
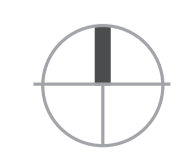
WOOLWORTHS, MINDARIE

LANDSCAPE CONCEPT PLAN
MARCH 2021

JOB NO. 2100501
1:400 @ A1

C1.101
0 4 8 16 24 40m
REV G

COPYRIGHT THIS DOCUMENT IS AND SHALL REMAIN THE PROPERTY OF PLAN E



LANDSCAPE ARCHITECTS
414 ROKEBY RD SUBIACO WA 6008
T: (08) 9388 9566 E: mail@plane.com.au

VERGE & PERIMETER TREE PLANTING



AGONIS FLEXUOSA



CASUARINA EQUISETIFOLIA




EUCALYPTUS GOMPHOCEPHALA

CARPARK FEATURE TREE PLANTING



STENOCARPUS SINUATUS



PLATANUS ACERIFOLIA
(TO MATCH TOWN CENTRE STREETSCAPE)

GROUNDCOVER / LOW SHRUB PLANTING



GREVILLEA 'GINGIN GEM'



HEMIANDRA PUNGENS



SCAEVOLA CRASSIFOLIA
'PROSTRATE'



WESTRINGIA 'LOW HORIZON'



MYOPORUM INSULARE
'PROSTRATE'

FEATURE PLANTING



HIBBERTIA SCANDENS



XANTHORRHOEA PREISSII
(ENTRY FEATURE)

LARGE SCREEN SHRUB PLANTING



MELALEUCA 'LITTLE NESSIE'



BANKSIA MENZIESII DWARF



CALLISTEMON VIMINALIS 'SLIM'



ADENANTHOS 'PENCIL PERFECT'



GREVILLEA OLIVACEA
'APRICOT GLOW'



LOMANDRA 'LIME TUFF'



ERYTHRINA INDICA
(FEATURE TREE AT ENTRY)

