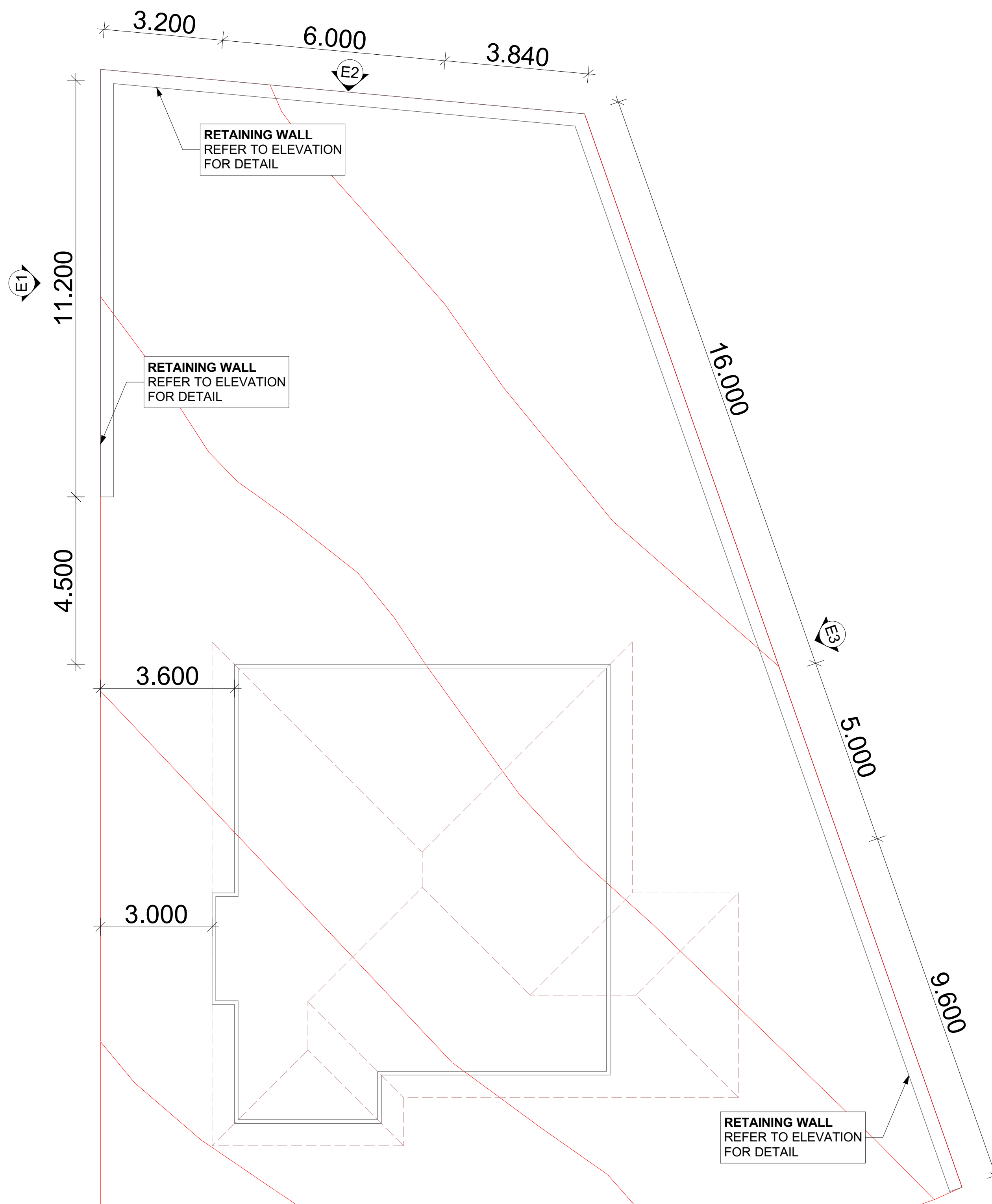


SITE PLAN



FLOOR PLAN

- STAIR NOTES**
- STAIR CONSTRUCTION TO NCC 3.9.1
 - GOING: 350mm
 - RISER: 175mm
- WALL FINISHES NOTE**
- 1000x350x350mm LIMESTONE BLOCKS. REFER TO ENGINEERS DETAILS.
- BUILDER NOTES**
- THESE DRAWINGS ARE TO BE READ IN CONJUNCTION WITH THE ENGINEERING DRAWINGS, AND IF APPLICABLE ANY CONTRAT DOCUMENTATION INCLUDING ADENDAS, VARIATION OR SPECIFICATIONS.
 - BUILDER TO CONSTRUCT WORKS IN ACCORDANCE WITH THE NATIONAL CONSTRUCTION CODES NCC 2019 & ALL APPLICABLE AUSTRALIAN STANDARDS.
 - DRAWINGS TO BE READ AS A PACKAGE AND SHALL NOT BE TAKEN IN ISOLATION TO ENSURE MINIMAL ERROR.
- DIMENSION NOTES**
- DO NOT SCALE OFF DRAWINGS. ALL MEASUREMENTS ARE IN MILLIMETRES UNLESS NOTED OTHERWISE.
 - CONTRACTOR SHALL CHECK ALL DIMENSIONS & SITE CONDITIONS PRIOR TO COMMENCING CONSTRUCTION. ANY DISCREPENCIES TO BE BROUGHT TO THE SUPERVISORS ATTENTION.
 - ALL SIZES SHOWN ARE WITHOUT PLASTER (UNLESS NOTED OTHERWISE) AND SHOULD BE ALLOWED FOR.

STAIR NOTES

- STAIR CONSTRUCTION TO NCC 3.9.1
- GOING: 350mm
- RISER: 175mm

WALL FINISHES NOTE

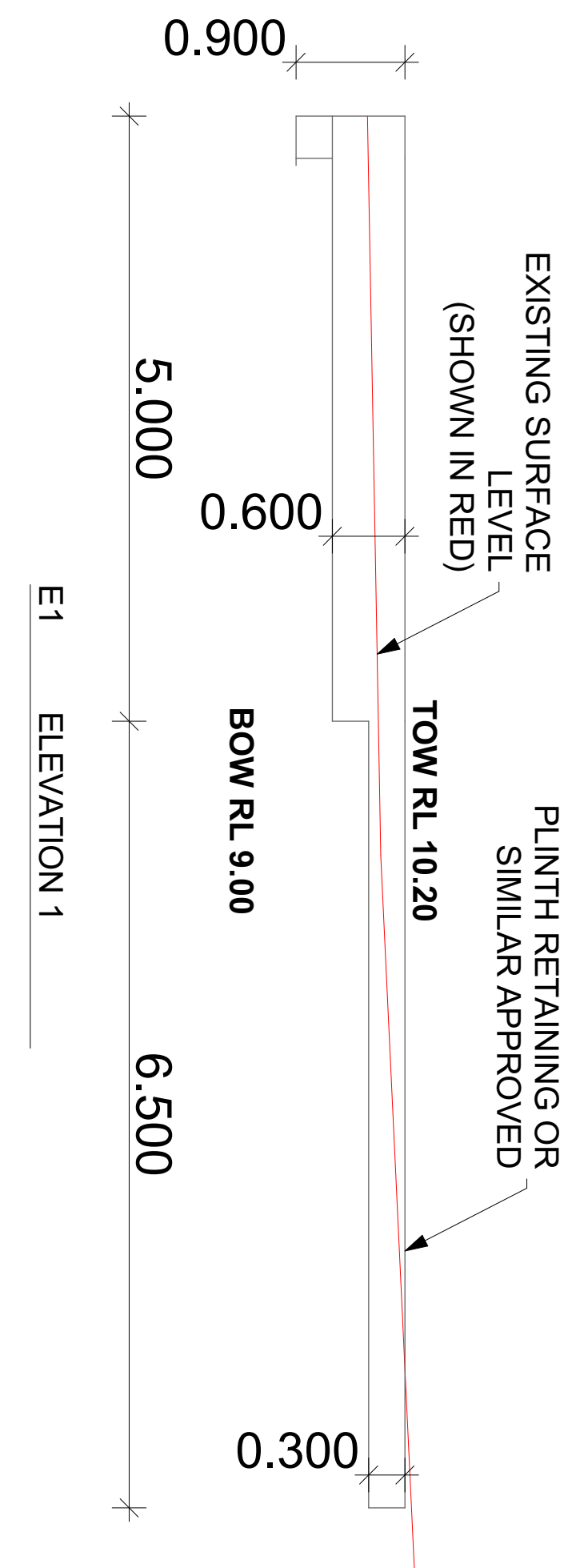
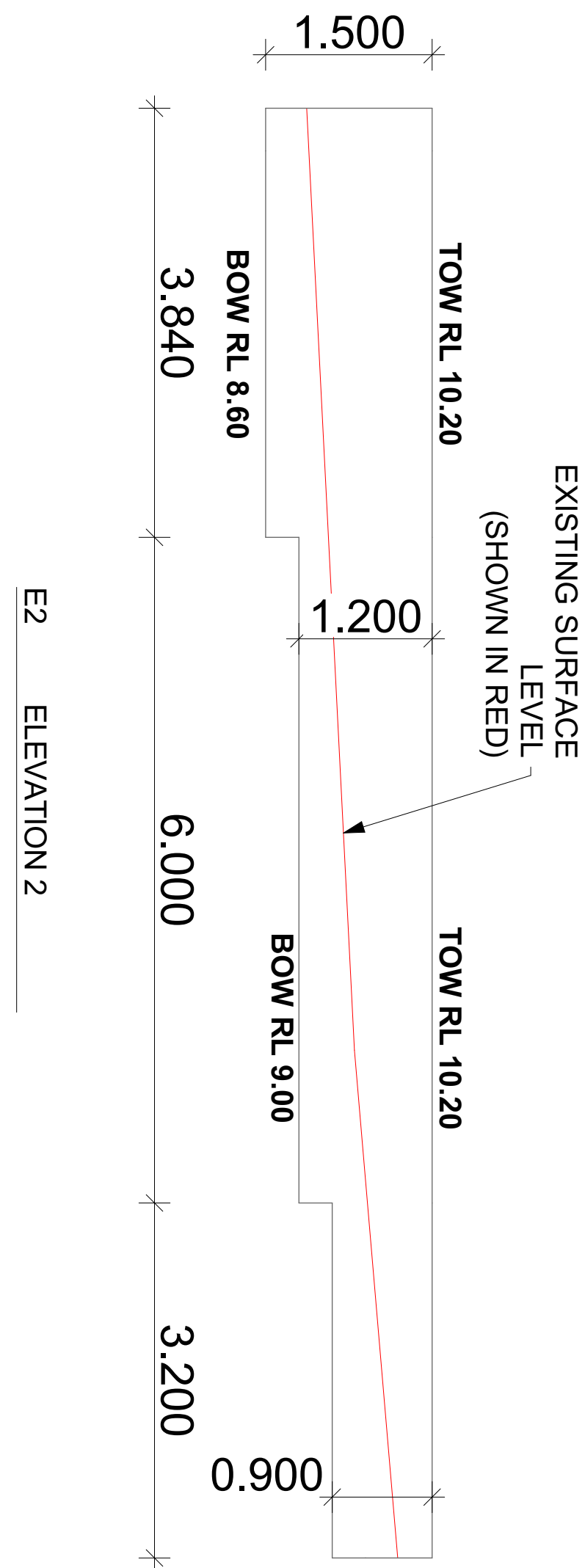
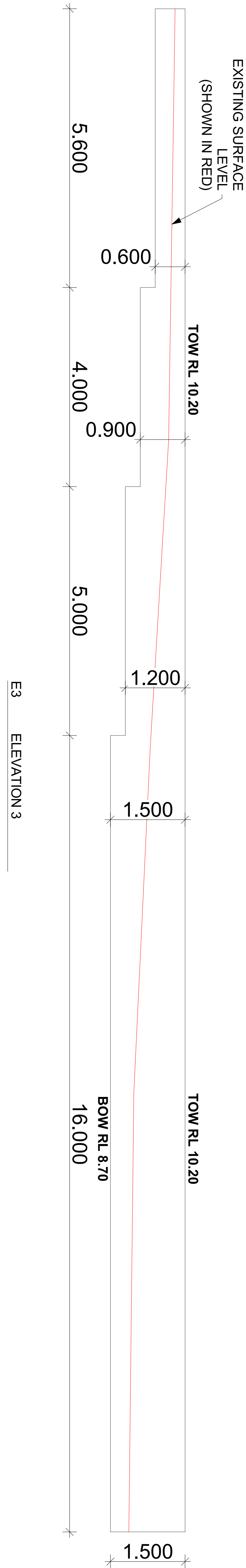
- 1000x350x350mm LIMESTONE BLOCKS. REFER TO ENGINEERS DETAILS.

BUILDER NOTES

- THESE DRAWINGS ARE TO BE READ IN CONJUNCTION WITH THE ENGINEERING DRAWINGS, AND IF APPLICABLE ANY CONTRAT DOCUMENTATION INCLUDING ADENDAS, VARIATION OR SPECIFICATIONS.
- BUILDER TO CONSTRUCT WORKS IN ACCORDANCE WITH THE NATIONAL CONSTRUCTION CODES NCC 2019 & ALL APPLICABLE AUSTRALIAN STANDARDS.
- DRAWINGS TO BE READ AS A PACKAGE AND SHALL NOT BE TAKEN IN ISOLATION TO ENSURE MINIMAL ERROR.

DIMENSION NOTES

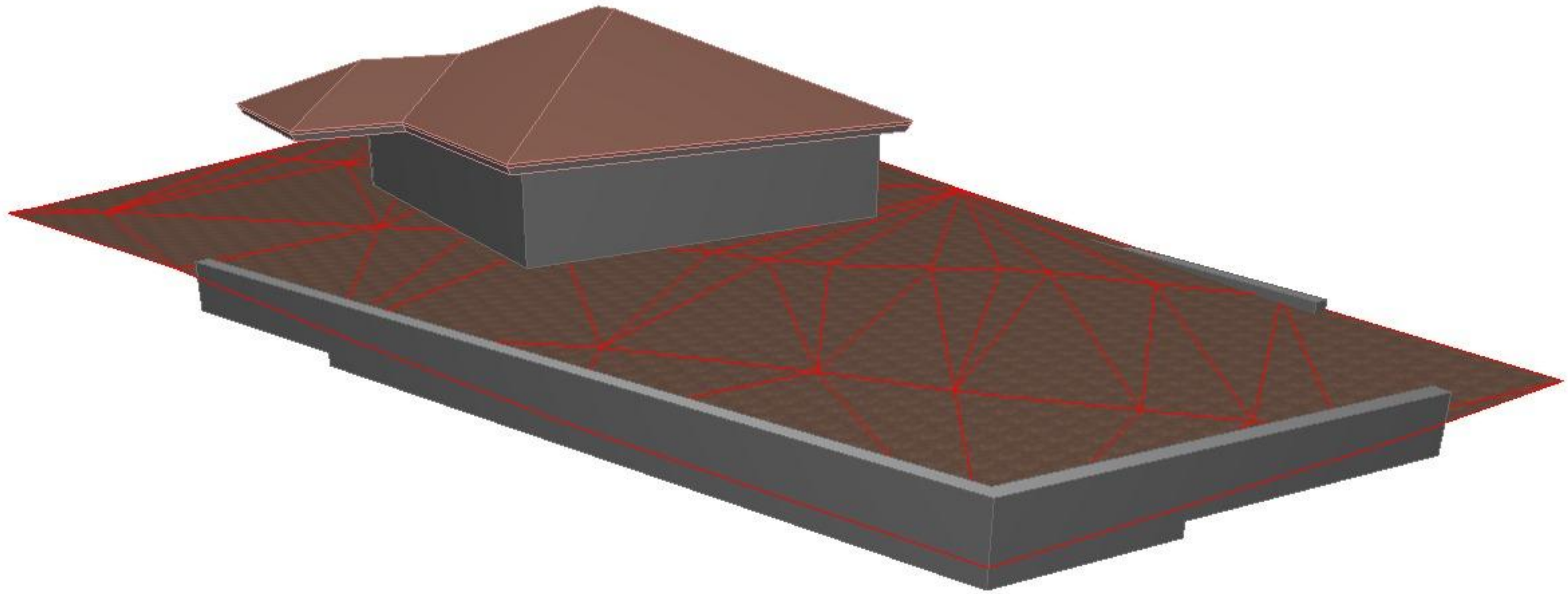
- DO NOT SCALE OFF DRAWINGS. ALL MEASUREMENTS ARE IN MILLIMETRES UNLESS NOTED OTHERWISE.
- CONTRACTOR SHALL CHECK ALL DIMENSIONS & SITE CONDITIONS PRIOR TO COMMENCING CONSTRUCTION. ANY DISCREPENCIES TO BE BROUGHT TO THE SUPERVISORS ATTENTION.
- ALL SIZES SHOWN ARE WITHOUT PLASTER (UNLESS NOTED OTHERWISE) AND SHOULD BE ALLOWED FOR.



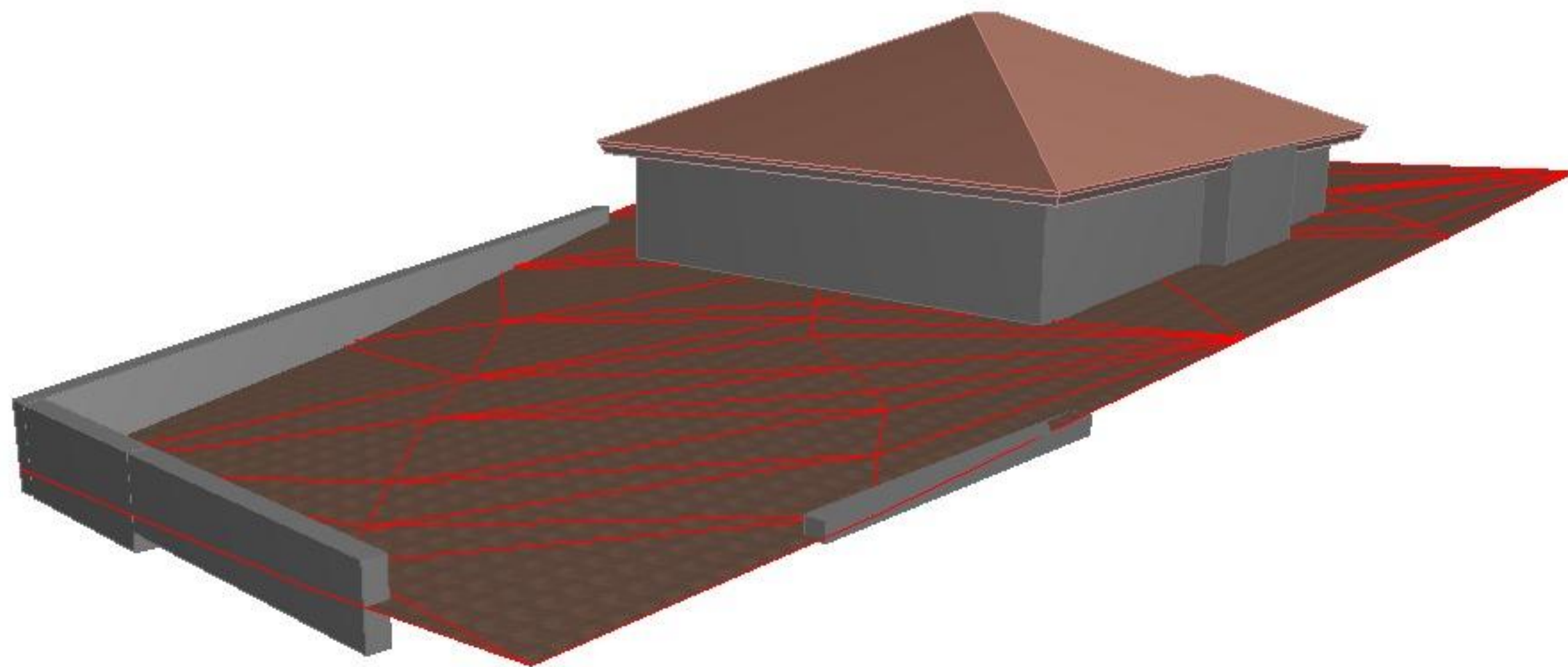
COVER SHEET

DRAWING LIST

ID	DRAWING NAME
01	COVER SHEET & 3D PERSPECTIVE
02	FLOOR & SITE PLAN
03	ELEVATIONS & SECTIONS



**GENERAL
PERSPECTIVE 1**



**GENERAL
PERSPECTIVE 2**

A	28/05/2022	ISSUED FOR DEVELOPMENT APPLICATION	M.St
REVISION	DATE	COMMENTS	DRAWN BY
<p align="center">PROPOSED RETAINING FOR ROBERT CVITAN , LOT 40 AMOS ROAD, WANNEROO (CITY OF WANNEROO)</p>			<p>COVER SHEET & 3D PERSPECTIVE</p>
<p align="center">0 2 4 6 8 10 SCALE : NTS</p>			<p>SHEET : 1 OF 3</p>
REVISION A		BUILDING APPROVAL	CONSTRUCTION PLANS BY : MICHAEL STOJEVSKI ISSUE DATE : Saturday, 28 May 2022