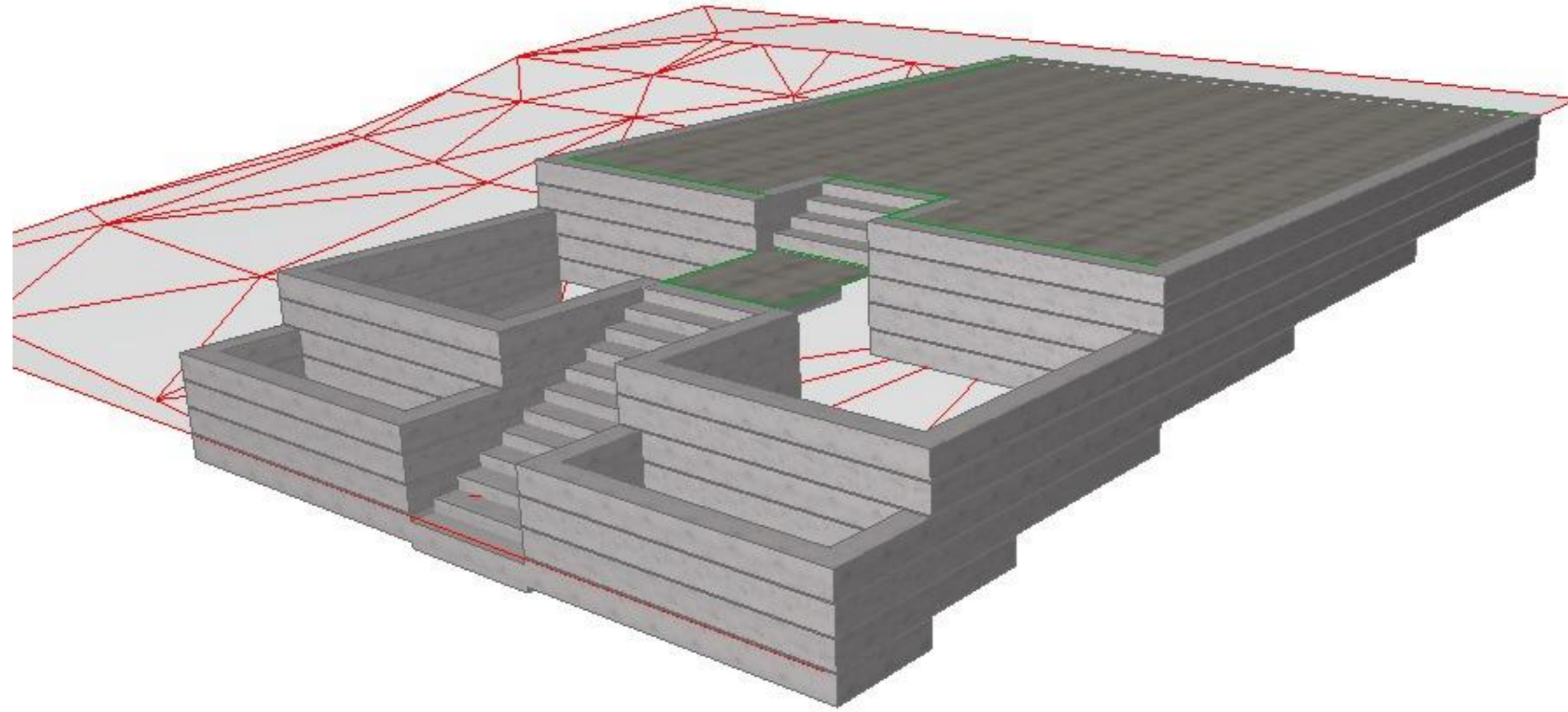


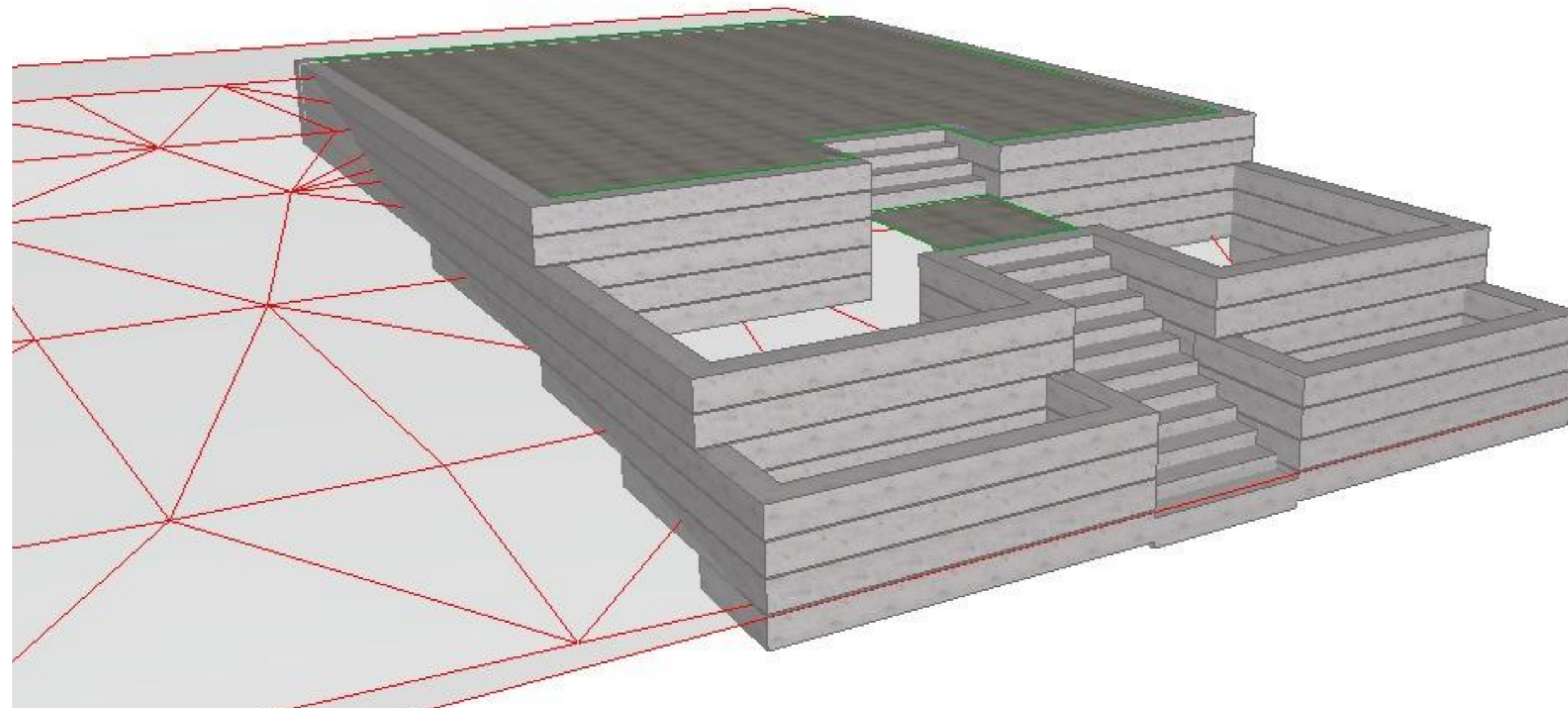
# COVER SHEET

## DRAWING LIST

ID	DRAWING NAME
01	COVER SHEET & 3D PERSPECTIVE
02	FLOOR & SITE PLAN
03	ELEVATIONS & SECTIONS



**GENERAL  
PERSPECTIVE 1**



**GENERAL  
PERSPECTIVE 2**

A	5/04/2024	ISSUED FOR INITIAL REVIEW	M.St
REVISION	DATE	COMMENTS	DRAWN BY

**COVER SHEET & 3D  
PERSPECTIVE**

SHEET : 1 OF 3

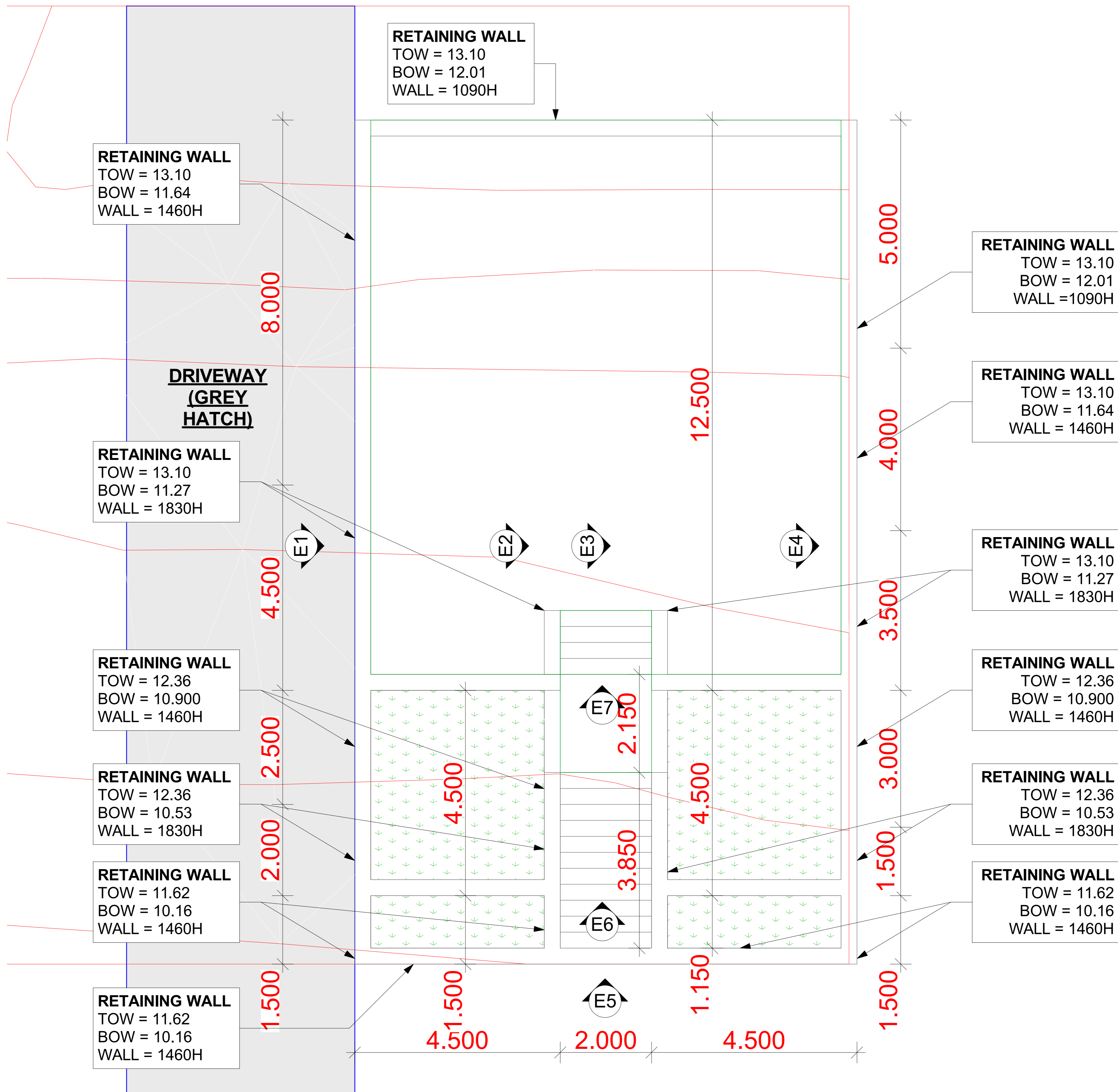
• ALL DOCUMENTS ARE TO BE CHECKED AND VERIFIED BY CONTRACTOR PRIOR TO COMMENCEMENT OF CONSTRUCTION.  
• USE FIGURED DIMENSIONS IN PREFERENCE TO SCALED.  
• REPORT ANY DISCREPANCIES TO THE BUILDING DESIGNER IMMEDIATELY.  
• HATCHED PATTERNS ON DRAWINGS ARE DIAGRAMMATIC ONLY.  
• THE INFORMATION PROVIDED ON THESE PLANS ARE THE RESPONSIBILITY OF THE BUILDING CONTRACTOR /OWNER BUILDER AND MST CONSULTANCY & SERVICES ACCEPTS NO RESPONSIBILITY OR LIABILITY FOR ANY DISCREPANCIES IN RELATIONS TO THESE PLANS.  
• DRAWING TO BE READ AS A PACKAGE AND NOT TO BE READ IN ISOLATION

0 2 4 6 8 10 SCALE : NTS

REVISION  
A

BUILDING  
APPROVAL

CONSTRUCTION PLANS BY : MICHAEL STOJEVSKI  
ISSUE DATE : Friday, 5 April 2024



### FLOOR PLAN

SHEET : 2 OF 4

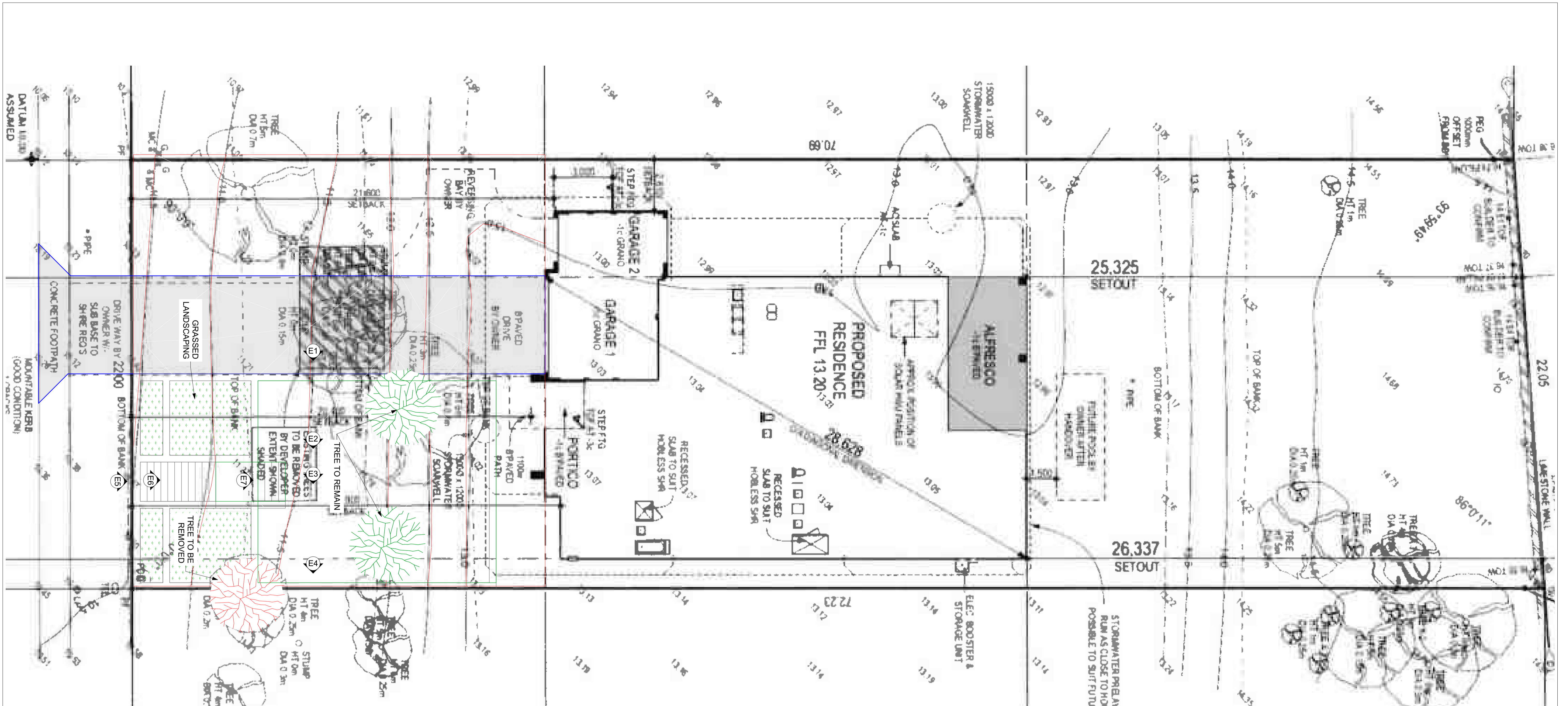
CONSTRUCTION PLANS BY : MICHAEL STOJEVSKI  
ISSUE DATE : Thursday, 11 April 2024

\* ALL DOCUMENTS ARE TO BE CHECKED AND VERIFIED BY CONTRACTOR PRIOR TO COMMENCEMENT OF CONSTRUCTION.  
\* USE FIGURED DIMENSIONS IN PREFERENCE TO SCALED.  
\* REPORT ANY DISCREPANCIES TO THE BUILDING DESIGNER IMMEDIATELY.  
\* HATCHED PATTERNS ON DRAWINGS ARE DIAGRAMMATIC ONLY.  
\* THE INFORMATION PROVIDED ON THESE PLANS ARE THE RESPONSIBILITY OF THE BUILDING CONTRACTOR / OWNER BUILDER AND MST CONSULTANCY & SERVICES ACCEPTS NO RESPONSIBILITY OR LIABILITY FOR ANY DISCREPANCIES IN RELATIONS TO THESE PLANS.  
\* DRAWING TO BE READ AS A PACKAGE AND NOT TO BE READ IN ISOLATION


0 2 4 6 8 10  
SCALE 1:50  
@ A1 SIZE

REVISION  
A

BUILDING  
APPROVAL



\* ALL DOCUMENTS ARE TO BE CHECKED AND VERIFIED BY CONTRACTOR PRIOR TO COMMENCEMENT OF CONSTRUCTION.  
 \* USE FIGURED DIMENSIONS IN PREFERENCE TO SCALED.  
 \* REPORT ANY DISCREPANCIES TO THE BUILDING DESIGNER IMMEDIATELY.  
 \* HATCHED PATTERNS ON DRAWINGS ARE DIAGNOSTIC ONLY.  
 \* THE INFORMATION PROVIDED ON THESE PLANS ARE THE RESPONSIBILITY OF THE BUILDING CONTRACTOR/OWNER/BUILDER AND MST CONSULTANCY & SERVICES ACCEPTS NO RESPONSIBILITY OR LIABILITY FOR ANY DISCREPANCIES IN RELATIONS TO THESE PLANS.  
 \* DRAWING TO BE READ AS A PACKAGE AND NOT TO BE READ IN ISOLATION



SCALE 1:100 @ A1 SIZE

REVISION A

BUILDING APPROVAL

**SITE PLAN**

SHEET : 3 OF 4

CONSTRUCTION PLANS BY : MICHAEL STOJEVSKI  
ISSUE DATE : Thursday, 11 April 2024

**STAIR NOTES**

- STAIR CONSTRUCTION TO NCC 3.9.1
- GOING: 350mm
- RISER: 175mm

**DIMENSION NOTES**

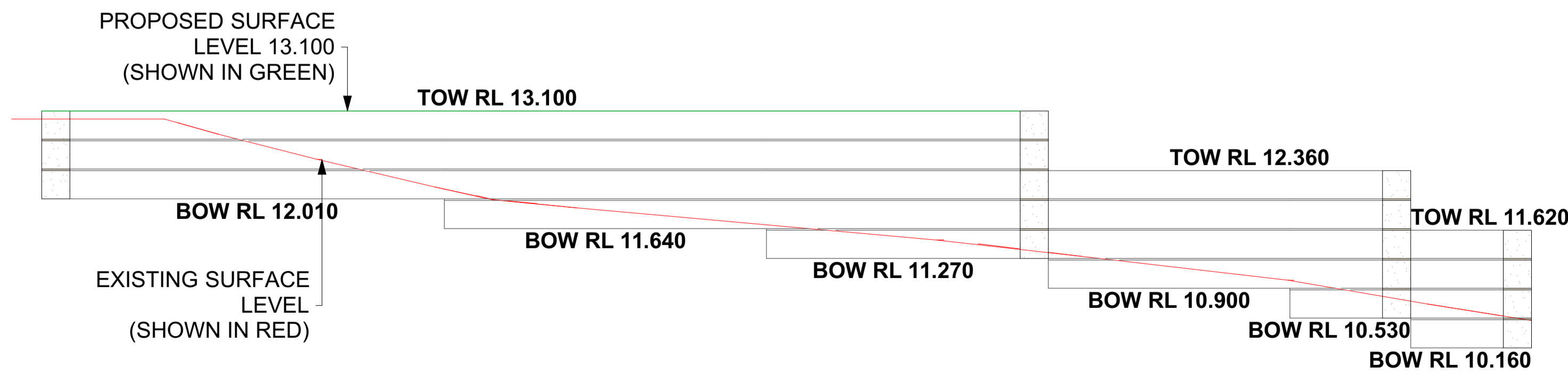
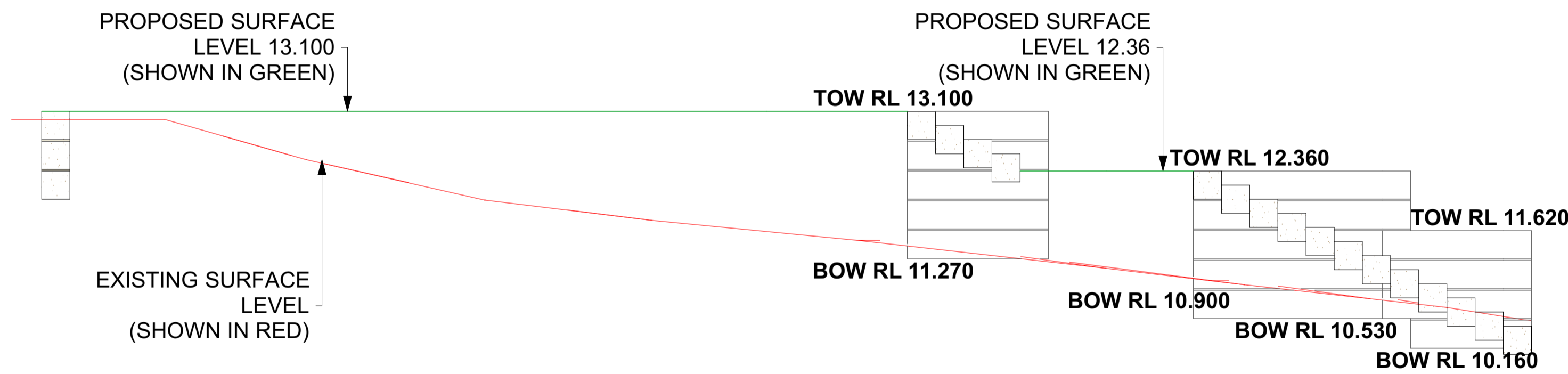
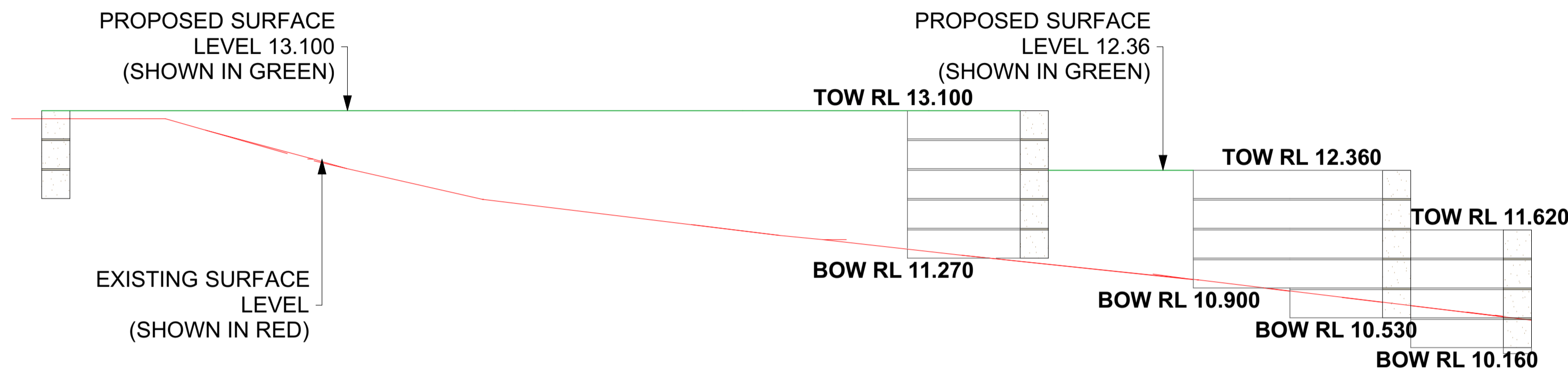
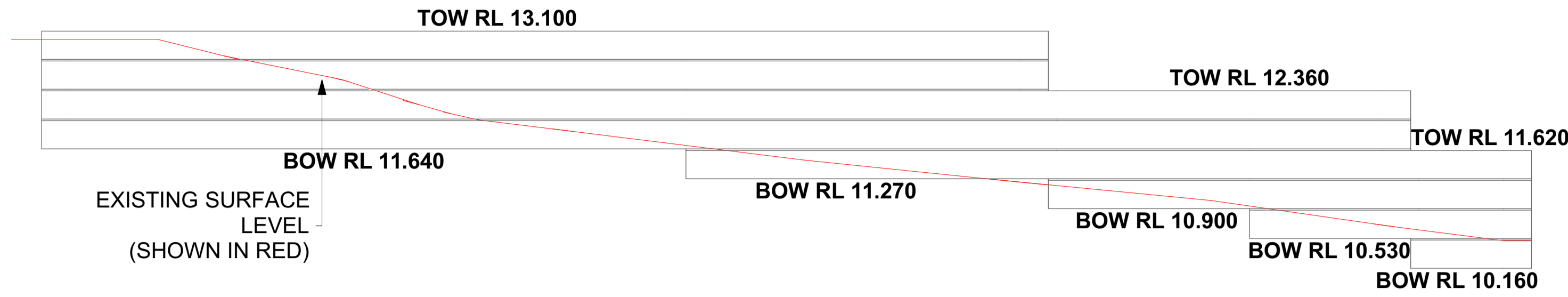
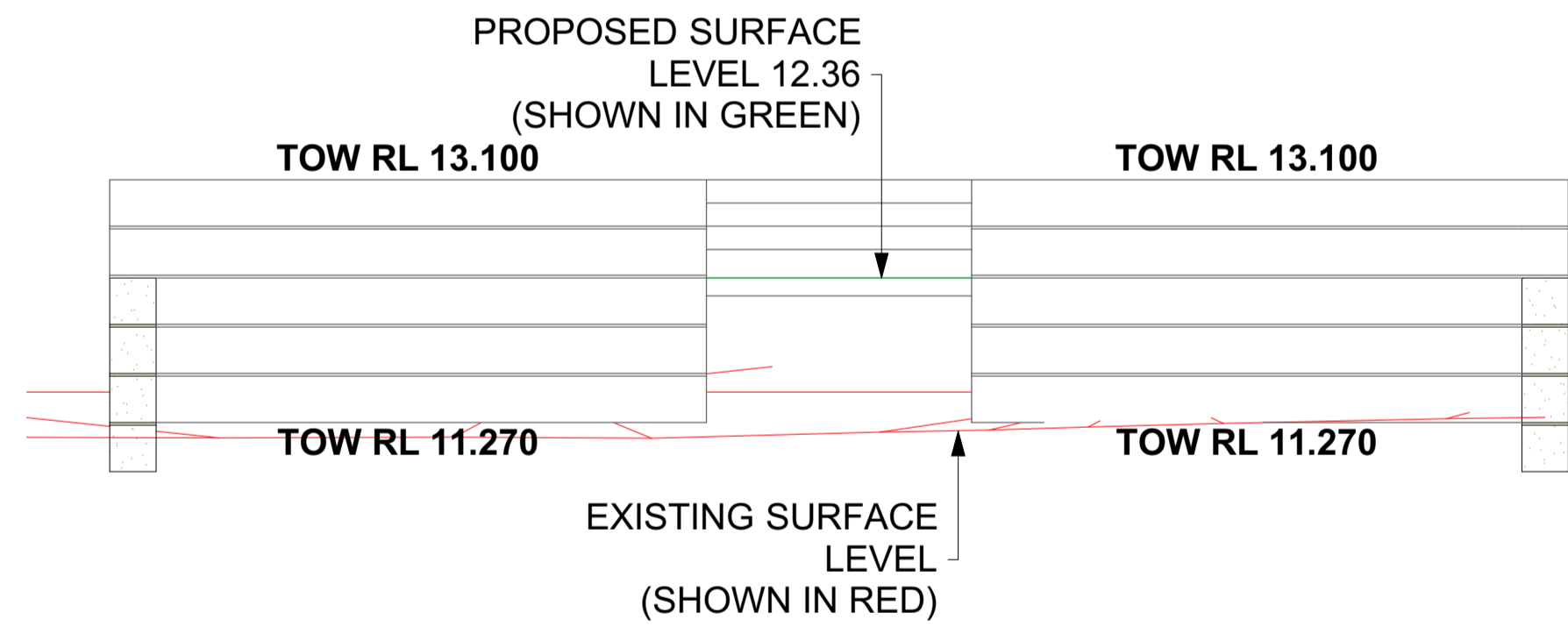
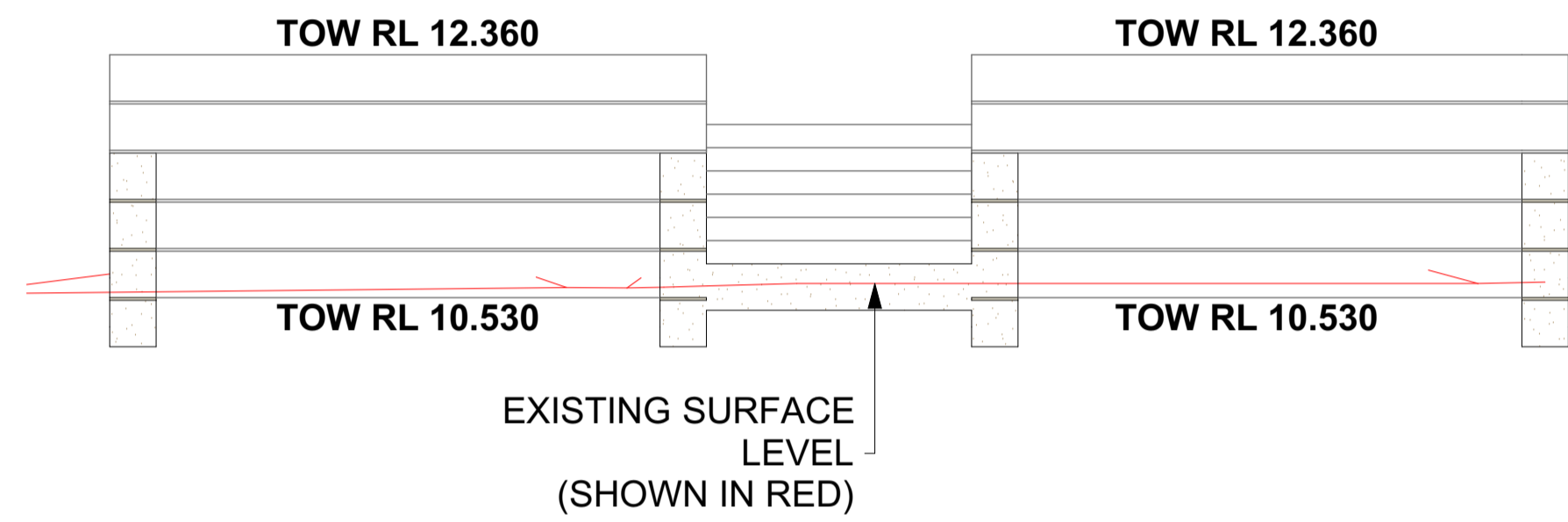
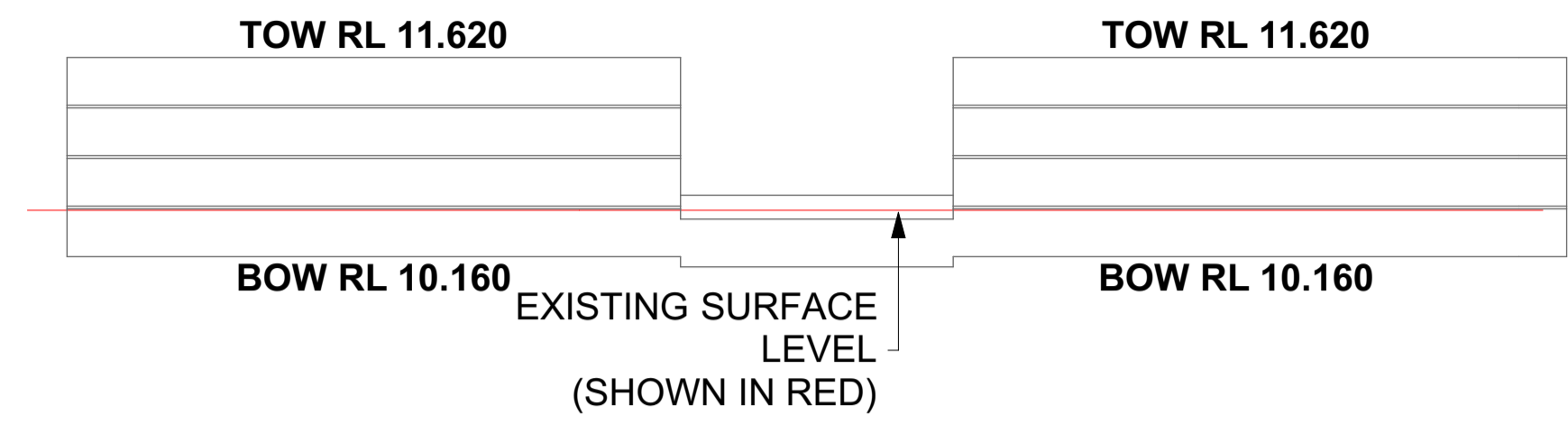
- DO NOT SCALE OFF DRAWINGS. ALL MEASUREMENTS ARE IN MILLIMETRES UNLESS NOTED OTHERWISE.
- CONTRACTOR SHALL CHECK ALL DIMENSIONS & SITE CONDITIONS PRIOR TO COMMENCING CONSTRUCTION. ANY DISCREPANCIES TO BE BROUGHT TO THE SUPERVISORS ATTENTION.
- ALL SIZES SHOWN ARE WITHOUT PLASTER (UNLESS NOTED OTHERWISE) AND SHOULD BE ALLOWED FOR.

**WALL FINISHES NOTE**

- 1000x350x350mm LIMESTONE BLOCKS. REFER TO ENGINEERS DETAILS.

**BUILDER NOTES**

- THESE DRAWINGS ARE TO BE READ IN CONJUNCTION WITH THE ENGINEERING DRAWINGS, AND IF APPLICABLE ANY CONTRAT DOCUMENTATION INCLUDING ANDENDAS, VARIATION OR SPECIFICATIONS.
- BUILDER TO CONSTRUCT WORKS IN ACCORDANCE WITH THE NATIONAL CONSTRUCTION CODES NCC 2019 & ALL APPLICABLE AUSTRALIAN STANDARDS.
- DRAWINGS TO BE READ AS A PACKAGE AND SHALL NOT BE TAKEN IN ISOLATION TO ENSURE MINIMAL ERROR.
- ALL CONSTRUCTION IS TO LOCATED WHOLLY WITHIN THE ALLOTMENT BOUNDARIES WITH NO ENCROACHMENTS INTO ADJOINING LAND.
- ALL PEDESTRIAN OR VEHICLE GATES TO SWING INWARDS TOWARDS THE PROPERTY AND NOT INTO THE LOCAL COUNCILS VERGE.



**STAIR NOTES**

- STAIR CONSTRUCTION TO NCC 3.9.1
- GOING: 350mm
- RISER: 175mm

**WALL FINISHES NOTE**

- 1000x350x350mm LIMESTONE BLOCKS. REFER TO ENGINEERS DETAILS.

**BUILDER NOTES**

- THESE DRAWINGS ARE TO BE READ IN CONJUNCTION WITH THE ENGINEERING DRAWINGS, AND IF APPLICABLE ANY CONTRACT DOCUMENTATION INCLUDING ADENDAS, VARIATION OR SPECIFICATIONS.
- BUILDER TO CONSTRUCT WORKS IN ACCORDANCE WITH THE NATIONAL CONSTRUCTION CODES NCC 2019 & ALL APPLICABLE AUSTRALIAN STANDARDS.
- DRAWINGS TO BE READ AS A PACKAGE AND SHALL NOT BE TAKEN IN ISOLATION TO ENSURE MINIMAL ERROR.
- ALL CONSTRUCTION IS TO LOCATED WHOLLY WITHIN THE ALLOTMENT BOUNDARIES WITH NO ENCROACHMENTS INTO ADJOINING LAND.
- ALL PEDESTRIAN OR VEHICLE GATES TO SWING INWARDS TOWARDS THE PROPERTY AND NOT INTO THE LOCAL COUNCILS VERGE.

**DIMENSION NOTES**

- DO NOT SCALE OFF DRAWINGS. ALL MEASUREMENTS ARE IN MILLIMETRES UNLESS NOTED OTHERWISE.
- CONTRACTOR SHALL CHECK ALL DIMENSIONS & SITE CONDITIONS PRIOR TO COMMENCING CONSTRUCTION. ANY DISCREPANCIES TO BE BROUGHT TO THE SUPERVISORS ATTENTION.
- ALL SIZES SHOWN ARE WITHOUT PLASTER (UNLESS NOTED OTHERWISE) AND SHOULD BE ALLOWED FOR.

**ELEVATIONS & SECTIONS**

SHEET : 3 OF 3

CONSTRUCTION PLANS BY : MICHAEL STOJEVSKI  
ISSUE DATE : 04 March 2024

REVISION  
A

BUILDING  
APPROVAL

SCALE 1:50  
@ A1 SIZE



ALL DOCUMENTS ARE TO BE CHECKED AND VERIFIED BY CONTRACTOR PRIOR TO COMMENCEMENT OF CONSTRUCTION.  
USE FIGURED DIMENSIONS IN PREFERENCE TO SCALED DIMENSIONS.  
REPORT ANY DISCREPANCIES TO THE BUILDING DESIGNER IMMEDIATELY.  
THE INFORMATION PROVIDED ON THESE PLANS ARE THE RESPONSIBILITY OF THE BUILDING CONTRACTOR, OWNER, BUILDER AND NOT CONSULTANT & SERVICES ACCEPTS NO RESPONSIBILITY OR LIABILITY FOR ANY DISCREPANCIES IN RELATIONS TO THESE PLANS.  
DRAWING TO BE READ AS PACKAGE AND NOT TO BE READ IN ISOLATION.