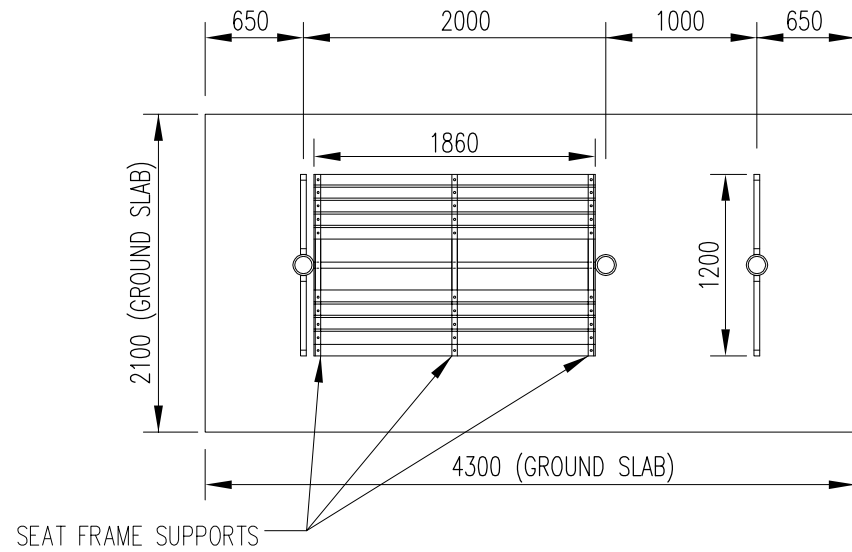
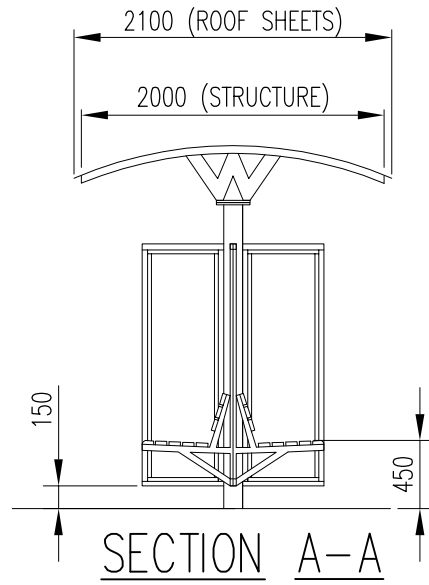


No.	REVISION	BY	DATE	AUTH
0	ISSUED	J.W.T.	11/2006	



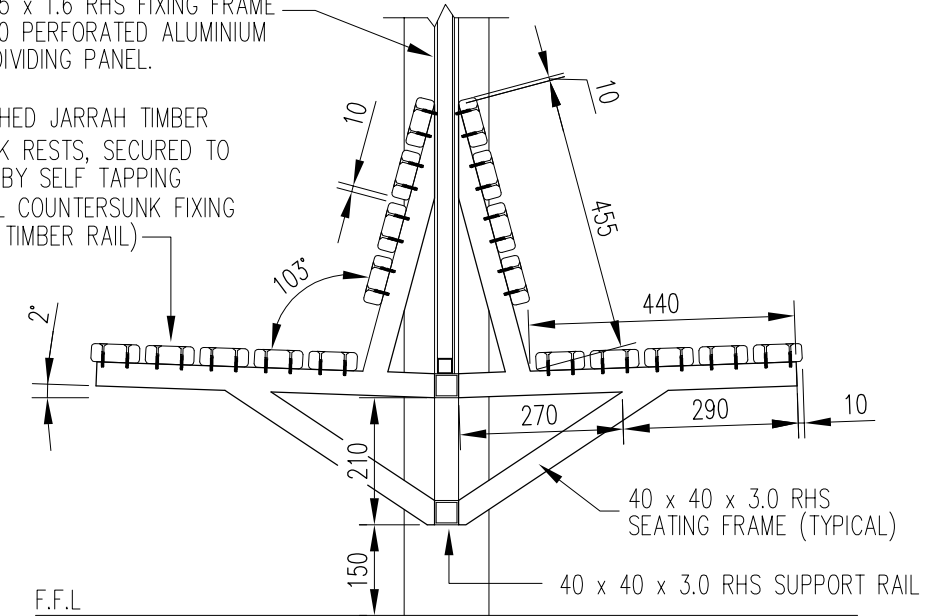
PLAN AT SEAT LEVEL



SECTION A-A

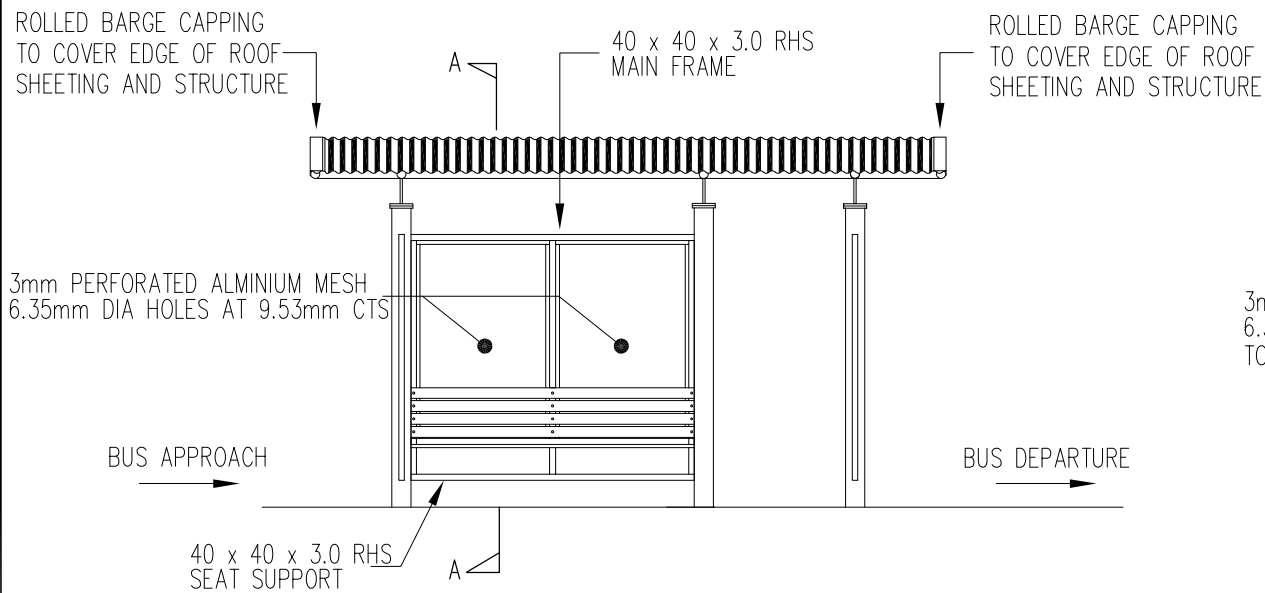
40 x 40 x 3.0 RHS MAIN FRAME WITH 25 x 25 x 1.6 RHS FIXING FRAME AND 3.0 PERFORATED ALUMINIUM MESH DIVIDING PANEL.

80 x 30 VARNISHED JARRAH TIMBER SEATS AND BACK RESTS, SECURED TO SEATING FRAME BY SELF TAPPING STAINLESS STEEL COUNTERSUNK FIXING SCREWS (6 PER TIMBER RAIL)

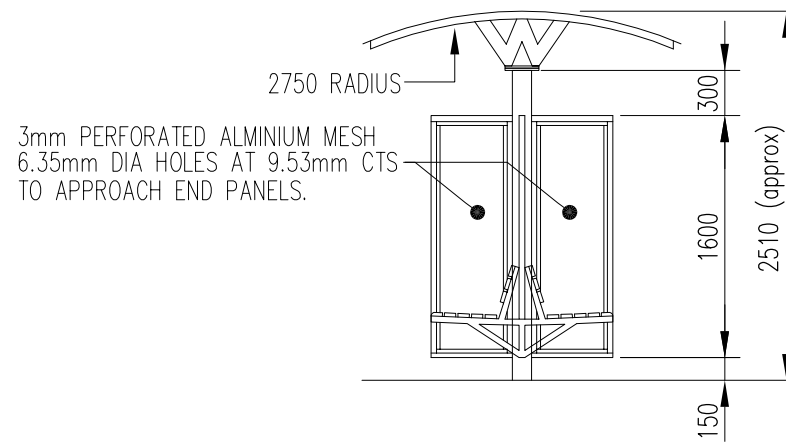


SEAT DETAIL

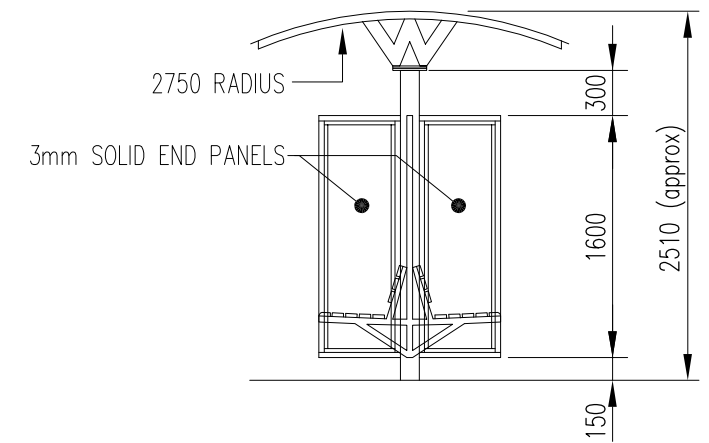
SCALE: N.T.S



STREET ELEVATION



BUS APPROACH ELEVATION



BUS DEPARTURE ELEVATION

\* INDICATES SIGNATURES ON ORIGINAL ISSUE OF DRAWING.

SCALE: 1:50	DATUM: N/A	GRID: N/A
SURVEYED: N/A	CHECKED: * J.SOBON 15/12/2006	
DESIGNED: C.O.W.	AUTHORISED: * P.CALLEY 18/12/2006	
DRAWN: C.O.W.	APPROVED: * D.BLAIR 20/12/2006	

# BUS FACILITIES

TYPE 4 BUS SHELTER  
DESIGN DETAILS 1

STANDARD

**CITY OF WANNEROO**  
**INFRASTRUCTURE**



FILE No.	DRAWING No.	SHEET	REVISION	ORIGINAL DRG. SIZE
PROJECT No.	<b>TS 02 - 4 - 0</b>			<b>A3</b>