

No	REVISION	BY	DATE	AUTH
0.	ISSUED	J.W.T.	8/2001	

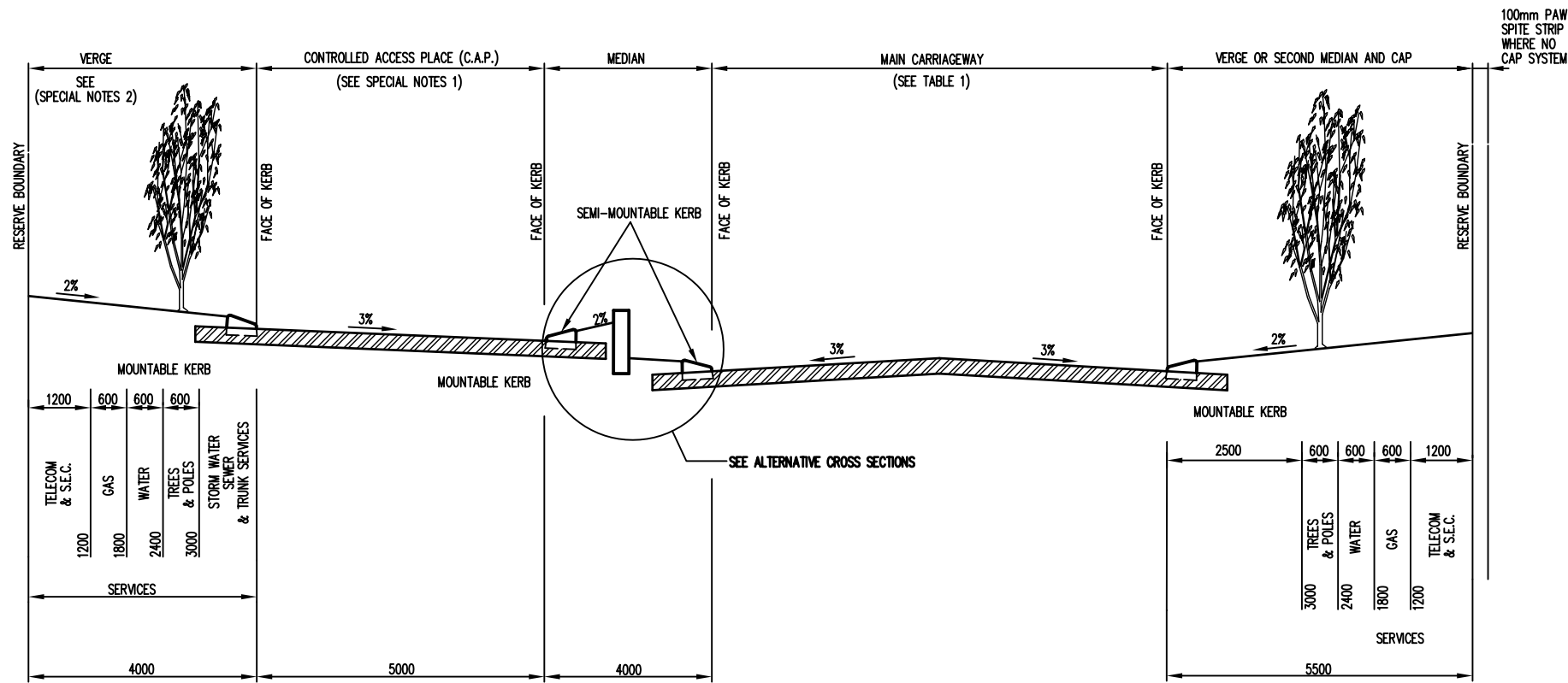


TABLE 1 MAIN CARRIAGEWAY

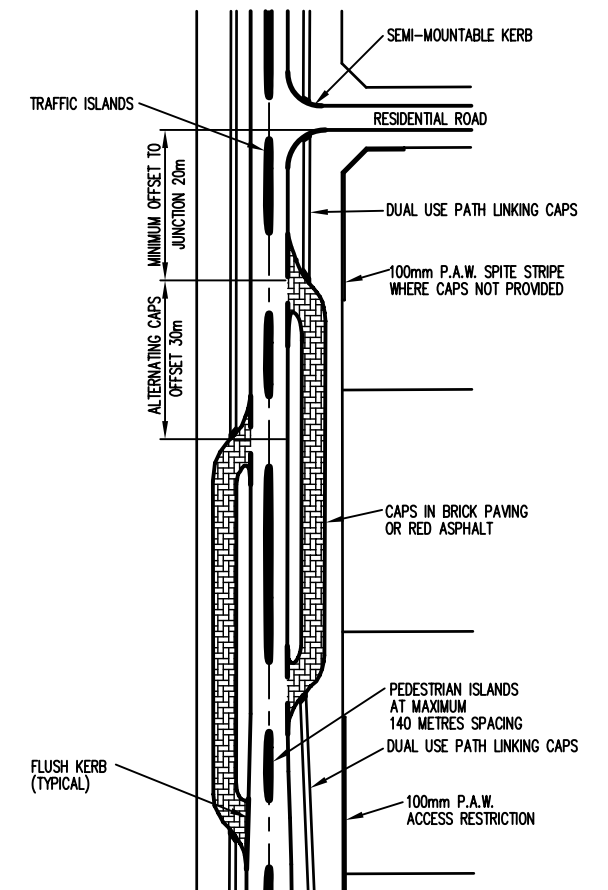
LOCATION	PAVEMENT WIDTH	COMMENTS
TYPICAL SECTION	7.4m	
ON TRANSPERTH BUS ROUTE	9.0m	
	7.4m	WITH BUS EMBAYMENTS
ADJACENT TRAFFIC ISLAND	10.0m	LOCALISED WIDENING INCORPORATING 1.8m TRAFFIC ISLAND

SPECIAL NOTES 1: CONTROLLED ACCESS PLACE SYSTEM (CAPS)

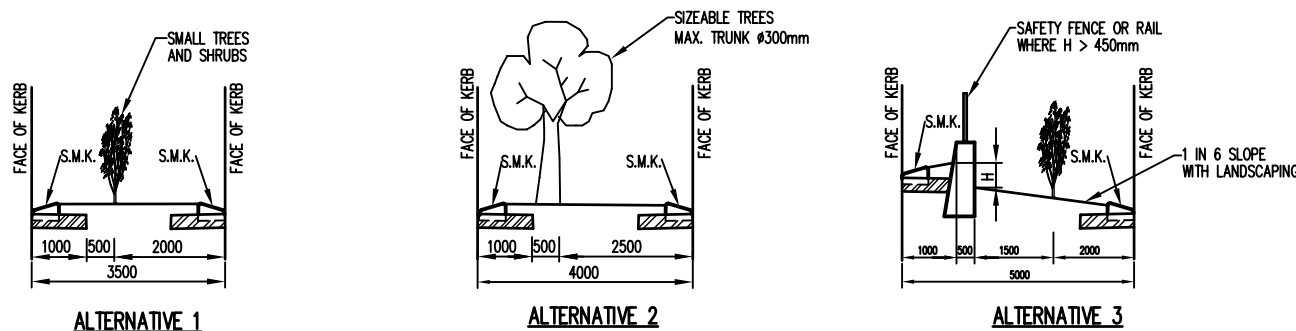
- CAPS SHALL HAVE A MINIMUM OF 2 ENTRY / EXIT POINTS.
- CAPS ARE TO BE DESIGNED FOR TWO WAY TRAFFIC. IN SPECIAL CIRCUMSTANCE THE CITY ENGINEER MAY APPROVE ONE WAY CAPS ON DUAL CARRIAGEWAYS.
- CAPS CARRIAGEWAY WIDTH SHALL BE 5.0 METRES OR 4.5 METRES WITH ONE PARKING BAY PER TWO LOTS. ONE WAY CAPS MAY BE WITH 4.0 METRES AND INCLUDING PARKING BAYS WITH THE APPROVAL OF THE SHIRE.
- THE MAXIMUM LENGTH OF CAPS SHALL BE 80.0 METRES.
- CAPS MAY HAVE ONE OR TWO WAY CROSSFALL.
- CAPS MAY BE DESIGNED WITH AN INVERTED CROWN AND CENTRAL DRAINAGE WITH THE APPROVAL OF THE CITY ENGINEER. FLUSH KERBING MAY BE UTILISED IN THIS EVENT.
- CAPS PAVEMENT SHALL BE OF A DIFFERENT TYPE (eg. BRICK PAVING, RED ASPHALT) TO THE MAIN ROAD PAVEMENT.
- CONSECUTIVE CAPS SHALL BE LINKED WITH A DUAL USE PATH.

SPECIAL NOTES 2: (VERGE WIDTH)

- THE MINIMUM VERGE WIDTH SHALL BE 4.0 METRES, WHERE CAPS ARE PROVIDED AND 5.5 METRES WHERE CAPS ARE NOT PROVIDED.
- IN ORDER TO ACCOMMODATE TRUNK SERVICES, FOOTPATHS, STREET TREE PLANTING OR EARTHWORKS, AN INCREASED VERGE WIDTH MAY BE SPECIFIED.



TYPICAL PLAN LAYOUT
NOT TO SCALE



MEDIAN CROSS SECTION TREATMENTS

* INDICATES SIGNATURES ON ORIGINAL ISSUE OF DRAWING.

DATUM: N/A	GRID: N/A	SURVEYOR: N/A	DESIGNED: C.O.W	APPROVED: * T. QUINN 8/8/2001
SCALE: DIAGRAMMATIC			DRAWN: C.O.W	COORDINATOR
DESIGN ARCHIVE:			DESIGN CHECKED: DESIGNER	* R. KORENHOF 8/8/2001 MANAGER INFRASTRUCTURE
DRAWING ARCHIVE: N/A IAN STANDARD DRAWINGS			STANDARDS/DOCUMENT CONTROL: INFRASTRUCTURE TECHNICAL OFFICER	* D. BLAIR 8/8/2001 DIRECTOR TECHNICAL SERVICES

CROSS SECTIONS
LOCAL DISTRIBUTOR ROAD
INCORPORATING CONTROLLED ACCESS PLACES

LOCALITY STANDARD

CITY OF WANNEROO
TECHNICAL SERVICES



INFRASTRUCTURE SERVICES

FILE No.	DRAWING No	SHEET	REVISION	ORIGINAL DRG. SIZE
	TS 13-9-0			A3