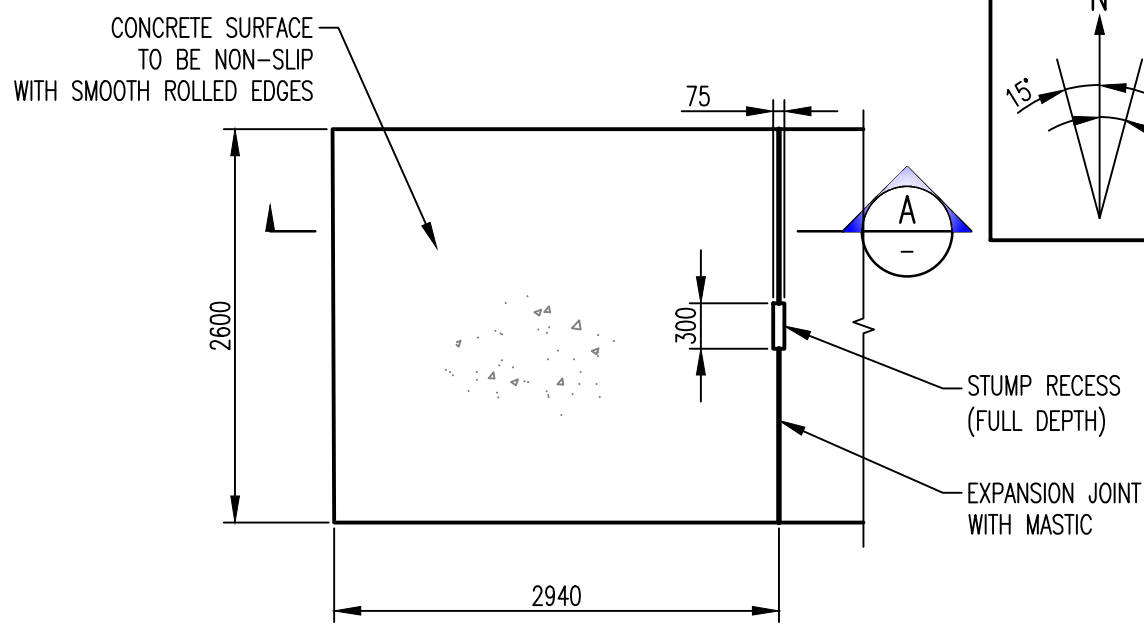
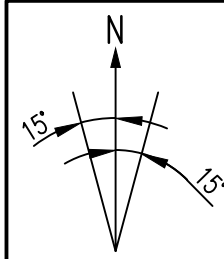
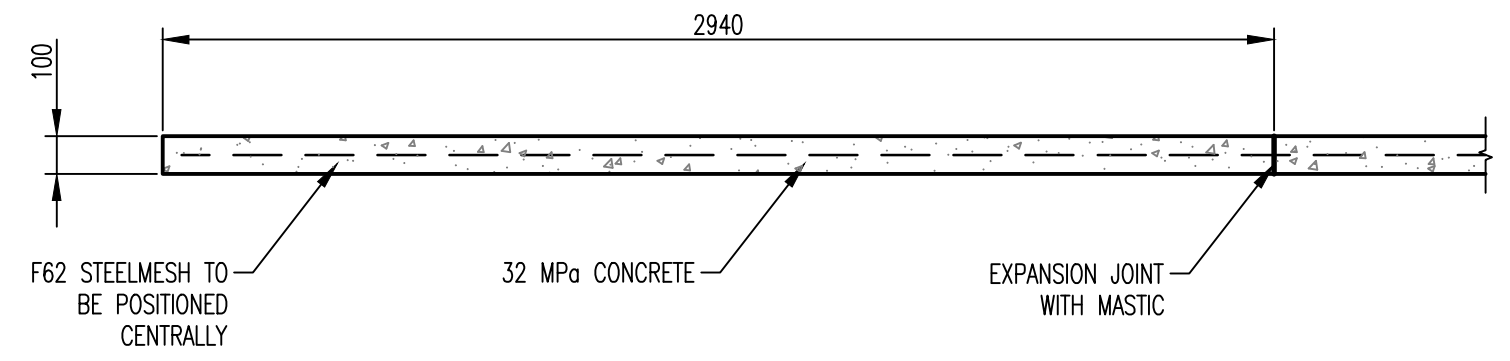


No.	REVISION	BY	DATE	AUTH
0	ISSUED	J.W.T.	08/2002	
1	NOTES AMENDED	C.H.	03/2011	D.B.
2	NOTE 1 AMENDED. TEXT AMENDED.	J.W.T.	01/2018	B.C.
3	WIDTHS AMENDED.	D.N.	08/2020	P.W.
4	NOTE 9 ADDED AND COW BRAND LOGO UPDATED	M.T.	01/2024	P.W.

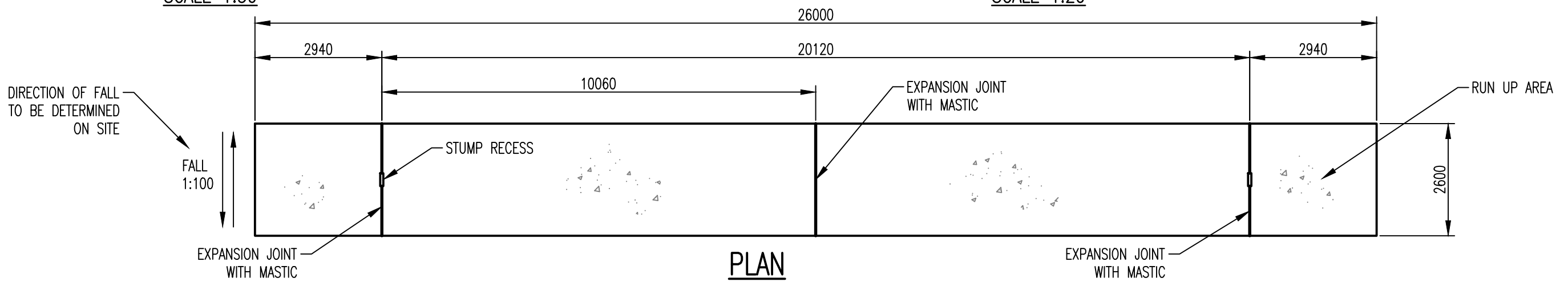
**NOTE:**  
THIS IS A GRAPHICAL EXAMPLE OF THE ALLOWABLE VARIATION FROM NORTH THAT THE PITCH CAN BE. THE PITCH CAN VARY UP TO 15° EITHER SIDE OF TRUE NORTH. BUT IT IS MOST DESIRABLE TO KEEP THE PITCH AS CLOSE TO NORTH AS POSSIBLE.



**DETAIL**  
SCALE 1:50



**SECTION A-A**  
SCALE 1:20



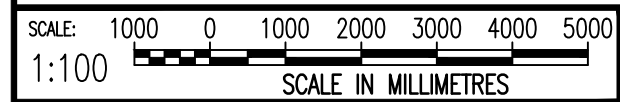
**PLAN**  
SCALE 1:100

**NOTES:**

1. SYNTHETIC TURF TO BE LAID IN TWO CONTINUOUS 13m STRIPS STARTING FROM THE CENTRE EXPANSION JOINT.
2. SYNTHETIC TURF TO BE FOLDED AND CEMENTED OVER THE EDGES OF THE CONCRETE WICKET. SYNTHETIC TURF IS TO BE FLUSH WITH SURROUNDING GROUND LEVEL AND SURROUNDING SOIL SHALL BE MODIFIED ACCORDINGLY.
3. CONCRETE MIX COMPRISES 20/20 MONO MIX.
4. COMPACTION OF BASE TO BE 7 BLOWS/300mm WITH SOIL PRE-MOISTENED.
5. ALIGNMENT OF THE CONCRETE WICKET TO BE WITHIN 15° OF TRUE NORTH.
6. ALLOW 2-3 WEEKS FOR CURING OF CONCRETE PRIOR TO INSTALLATION OF SYNTHETIC TURF.
7. SYNTHETIC TURF SHALL BE 12mm THICK. AS SPECIFIED BY THE CITY.
8. SITE TO BE LEFT IN A CLEAN STATE, FREE OF ANY SURPLUS CONSTRUCTION MATERIALS AND EQUIPMENT.

9. MATS
  - MATS WILL BE 30mm THICK;
  - A COMBINATION OF 50% FINE AND 50% COARSE 12 MESH RUBBER;
  - A BINDER – ROSEHILL FLEXILON MIXED AT 25%;
  - CHROME OXIDE TITANIUM WHITE AT 50gms AND OXIDE GREEN MIXED AT 235gms PER 25Kg BAG OF MESH;
  - ROLLING SYSTEM USING 30kg ROLLER, THEN 10kg ROLL TROWEL COMPACTING EDGES;
  - COVER TO BE WATER REPELLENT;
  - STEEL PALLETS ARE TO BE INCLUDED (LOAD BEARING CERTIFIED)

\* INDICATES SIGNATURES ON ORIGINAL ISSUE OF DRAWING.



DATUM:	GRID:
N/A	N/A

**SPORTING EQUIPMENT**

CRICKET PITCH  
INSITU-CONCRETE

**CITY OF WANNEROO  
ASSETS**



DESIGNED: C.O.W. CIVIL DESIGNER	DESIGN CHECKED: ..... COORDINATOR DESIGN
DRAWN: C.O.W. CIVIL DESIGNER	DESIGN ARCHIVE
DRAWN ARCHIVE:	STANDARDS CHECKED: TRANSPORT & DRAINAGE ASSET PLANNER

CHECKED: * B.CARTER COORDINATOR	29/8/2002
AUTHORISED: * R.KORENHOF MANAGER INFRASTRUCTURE	29/2/2002
APPROVED: * D.BLAIR DIRECTOR TECHNICAL SERVICES	29/8/2002

STANDARD

FILE No. N/A	DRAWING No.	SHEET	REVISION	ORIGINAL DRG. SIZE
PROJECT No. N/A	<b>TS30-1-4</b>			<b>A3</b>