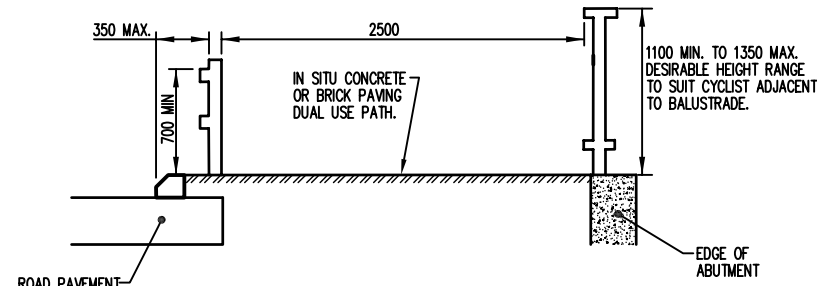
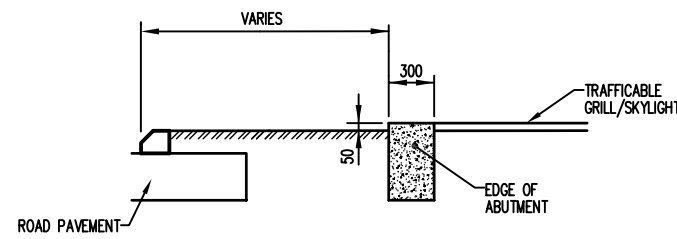


No	REVISION	BY	DATE	AUTH
0.	ISSUED	J.W.T.	8/2001	



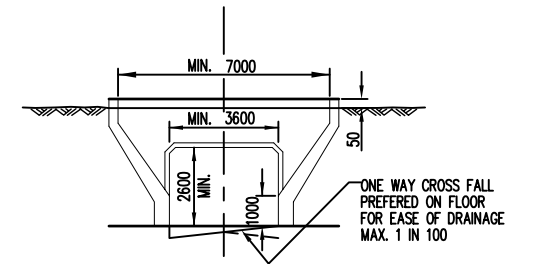
DETAIL OF DUAL USE PATH, 2 RAIL GUARDRAIL AND BALUSTRADE

SCALE 1:50



DETAIL OF MEDIAN STRIP

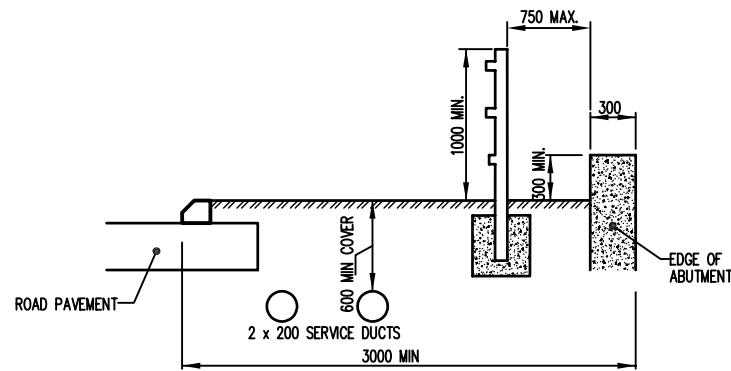
SCALE 1:50



SKYLIGHT OPENING SECTION B

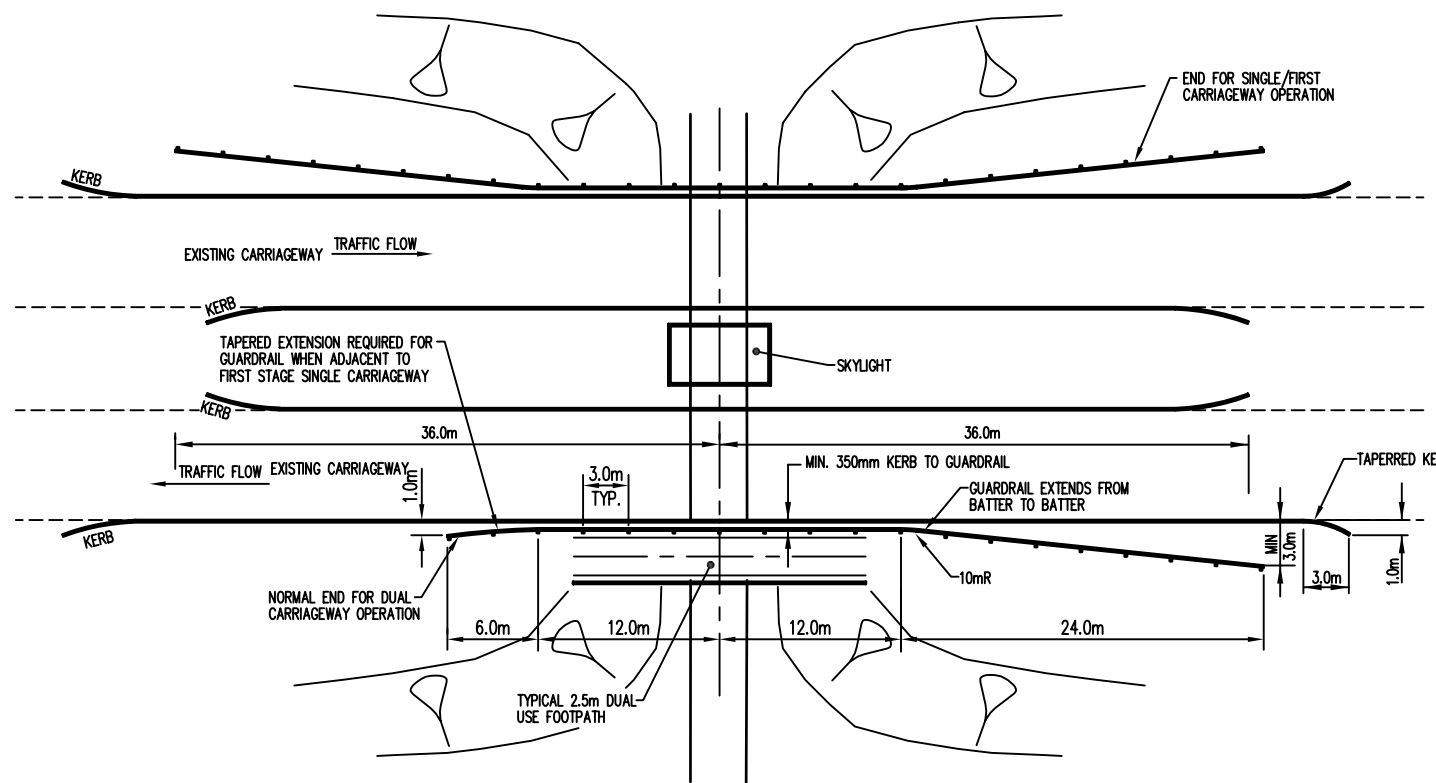
SCALE 1:250

TS15-2



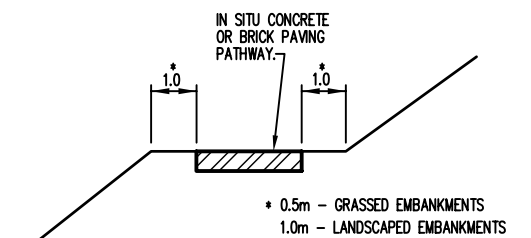
DETAIL OF 3 RAIL GUARDRAIL AND SERVICE DUCT FACILITY

SCALE 1:50



GUARDRAIL AND BALUSTRADE DETAIL

SCALE 1:50



PATH/BATTER CLEARANCE SECTION C

N.T.S.

TS15-2

NOTE:

- REFER TO COUNCIL'S STANDARD SPECIFICATION FOR ADDITIONAL DETAIL ON UNDERPASS DESIGN AND CONSTRUCTION REQUIREMENTS.
- FULL DETAILS SUBJECT TO STAGING OF UNDERPASS CONSTRUCTION.
- ALL DETAILS ARE TYPICAL. DESIGN OF ALL ASPECTS OF UNDERPASS TO BE SITE SPECIFIC.

* INDICATES SIGNATURES ON ORIGINAL ISSUE OF DRAWING.

DATUM: N/A	GRID: N/A	SURVEYOR: N/A	DESIGNED: C.O.W	APPROVED: * T. QUINN 8/8/2001
SCALE: 1:500	SCALE IN METRES		DRAWN: C.O.W	COORDINATOR
DESIGN ARCHIVE:	DESIGN CHECKED:	DESIGNER	APPROVED: * R. KORENHOF 8/8/2001	MANAGER INFRASTRUCTURE
DRAWING ARCHIVE: * FINAL STANDARD DRAWINGS	STANDARDS/DOCUMENT CONTROL: * J. TRIMMER 8/8/2001	INFRASTRUCTURE TECHNICAL OFFICER	APPROVED: * D. BLAIR 8/8/2001	DIRECTOR TECHNICAL SERVICES

UNDERPASSES
DISTRICT DISTRIBUTOR
TYPICAL DETAILS AND CROSS SECTIONS

LOCALITY

STANDARD

CITY OF WANNEROO
TECHNICAL SERVICES



INFRASTRUCTURE SERVICES

FILE No.	DRAWING No	SHEET	REVISION	ORIGINAL DRG. SIZE
	TS 15 - 3 - 0			A3