




**LEGEND**

-  Local Structure Plan Boundary
-  R30 - R60

*Final coding within these ranges to be applied through a Residential Density Code Plan submitted and approved by WAPC at the time of subdivision (refer Clause 4.2.2 of Part 1)*

-  Refer to detail in DPS 2